

The **Joey** **Journal**

The Texas Clown Association



August - Setember, 2014

AN AMERICAN ORIGINAL



THE TEXAS CLOWN ASSOCIATION • 2014 CONVENTION

The Texas Clown Association Board of Directors

Diana McCurtain-Talbert, President - (210) 391-6087
8542 Rita Elena, San Antonio, TX 78250-6524
dmccurtain@att.net

John "John John" Luce, Vice Present - (817) 281-2793
7913 Standley, Fort Worth, TX 76180
JJClown@sbcglobal.net

Olivia Adamson, Secretary - (210) 373-9624
22341 Old Fossil Road, San Antonio, TX 78261
liveyot@sbcglobal.net

Mauri "Binkie" Norris, Treasurer - (713)-201-9995
6504 Kenyon Lane, Bellaire, TX 77401-3705
maurinorris@yahoo.com

Judy "Peep" Cornett, Sgt. at Arms - (713) 201-8681
8315 Ivan Reid Dr., Houston, TX 77040-1508
judy.a.cornett@gmail.com

Andy "Smiley" Anderson, Past President - (817) 282-3339
645 Forest Lane, Hurst, TX 76053
kudosra@yahoo.com

Area Directors

North Central - Martha Warren - (817) 275-8644
1507 Marshalldale Drive, Arlington, TX 76013
martha2cool@sbcglobal.net

North East - David McCullough - (903) 571-3089
P.O. Box 1017, Chandler, TX 75758-1017
kornpoptheklown@gmail.com

Panhandle/West - Kathy Keaton - (325) 944-4746
4505 Southern Oak Lane, San Angelo, TX 76904
kpiccolo28@juno.com

South/Central - Kim "Tutti-Frutti" Grice - (210) 698-8820
106 Tallow Trail, San Antonio, TX 78256
oxford@uthscsa.edu

South East - Patsy McMillan (713) 410-3698
20806 Durand Oak Court, Cypress, TX 77433
mcglitterbug@yahoo.com

THE JOEY JOURNAL

Published Bi-monthly for Members of
The Texas Clown Association, Inc.
Greg “Zoots” Stanford, Editor

Letters to the Editor, articles and other related items should be emailed to greg@joeyjournal.com or addressed to The Joey Journal and mailed to 1818 11th St., Wichita Falls, TX 76301. Only letters addressed to the Editor which are signed will be considered for publication. Submissions accompanied by a stamped envelope with return address will be returned after publication. Submitted photographs may be black and white or color prints, please no slides, or copies. The preferred format is a digital copy in the “jpg” or “png” format.

Advertisements: Advertisements must be prepaid and camera ready. Rates: Back cover - \$80.00; Inside back cover - \$70.00; Full page - \$70.00; 1/2-page - \$40.00; 1/4 page size - \$25.00; and a business card size ad - \$10.00 an issue.

Multiple placement discounts on ads are 5% for 3-5 editions and 10% for six editions. Payment must be received in advance.

Clownified ads: Free to members if you have clown-related items for sale or donation. Vendor businesses not included.

Publication deadlines: On or before Dec. 1, Feb. 1, April 1, June 1, Aug. 1 and Oct. 1. Articles can be sent to greg@joeyjournal.com in the body of your email or in Word, Pages, or PDF format.

Membership and Dues - Regular membership: \$25.00
Family (each add'l); \$15.00
Junior Membership: \$12.50

Central membership mailing location: Send all membership questions, dues, renewals, reinstatements, address changes and applications to TCA, Inc., P.O. Box 820, Hurst, Texas 76053.

CONTENTS

From the President - Diana McCurtain-Talbert	5
Don't Be Quick to Judge - Jeanette Sanders	10
Keedo's Prop Shop - Joyce Dowell	11
Rosy Nose Clown Alley Happenings - David Mcullough	12
Beyond the Point of No Return? - Tricia Manuel	14
Last Walk Around - Donna Manna	16
TCA Convention Schedule	18
Ambassador of Clowning Award - Donna Manna.....	22
Are You Ready for the TCA Convention? - Mauri Norris	25

Purpose of the Texas Clown Association

1. To promote, preserve, and improve the profession of clowning.
2. To provide the opportunity to study the art, history, and philosophy of clowning.
3. To educate its members and the general public in the wholesome and clean entertainment that is provided by the profession of clowning.
4. To provide news to the members of all clown events in the state of Texas.

From the President

by Diana “Buttons” McCurtain-Talbert



Hey TCA Clowns,

I hope this final word from me finds you well. It is with mixed emotions that I write this final note to you guys. What a privilege it has been serving as your President. I have learned a great deal about what makes an organization great, and it truly is the people. You all surely put the heart in clowning. Thank you for your steadfast work as you work to bring joy to those around you.

I hope you all are preparing for the 2014 Convention. We are truly excited to bring this convention to you this year. We have a great lineup of speakers and vendors. If you haven't signed up, it's not too late, please sign up and come join the fun. This will be a great opportunity to learn new things, meet new people, and compete if you have never competed before. A great time will be had by all.

Please take a moment to look through this journal in detail this month, there is a lot of information you don't want to miss. We have our slate of potential officers for the upcoming election. We have information about placing ads in the upcoming Convention Program Book – get it to me soon.

I'm looking forward to seeing you all soon. Til October – Take care!

Diana “Buttons” McCurtain-Talbert
dmccurtain@att.net

Items Needed for Raffle

It's that time of year again... We're getting ready for the TCA Raffle... Is there anything you think would make a great donation to this worthwhile cause? For those of you who don't now, the money we make from the sale of the raffle tickets goes to designated groups or charities. The Jolly Joeys Clown Alley plans to give 50% of our raffle proceeds to the UUMC Special Needs Ministry. UUMC has hosted Jolly Joeys for many years, and this is an opportunity to give back to a very special ministry. The other 50% of the proceeds will go to the Fisher House at BAMC. Fisher Houses provides military families housing close to a loved one during hospitalization for an illness, disease or injury.

Please make this item something that people will be anxious to take home. Please email or call me with the details of these items prior to convention so the committee and I know what to plan for.

Looking forward to seeing you soon,
Inez "Pandorfus" Esquivel

pandorfustheclown@yahoo.com
210-325-6559



KUDOS Clown and Magic

Andy and Rhea Anderson, Owners

Image Engravers, Clown and Magic Supplies

Books, DVDs, Stickers, Pins, and Personalized Nametags

P.O. Box 666

Work (817) 282-3339

Hurst, Texas 76053

Fax (817) 282-3707

www.kudosclownandmagic.com



TCA Clown Alleys

Panhandle / West Region

Oops Alley - TCA #2

North Central Region

Cowtown Clowns - TCA #9

Happi Tymes Clown Alley - TCA #12

The Clown Arounds - TCA #16

North East Region:

Tejas Klown Club - TCA #1

Texas Mid-Cities Clown Alley - TCA #13

Payasos Latinos de America - TCA #23

Cedar Creek Clowns - TCA #24

Rosy Nose Clown Alley - TCA #

South East Region

Space City Clown Alley -TCA #6

Montgomery County Clowns - TCA #11

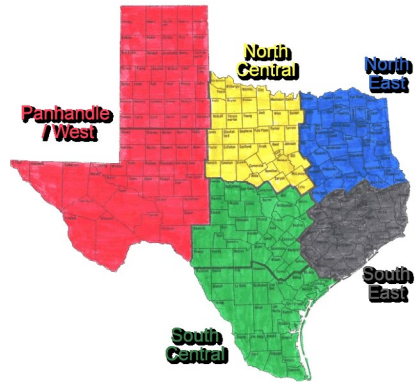
Cheerful Clown Alley - TCA #14

Coastal Confetti Clowns - TCA #18

South / Central Region

Jolly Joey Clown Alley - TCA # 19

The Clown Alley - TCA #15



Notice of General Membership Meeting

The annual general membership meeting will be held in conjunction with the Annual Convention on Thursday, October 2, 2014, from 4:00 PM to 6:00 PM. Please check the published agenda which you will receive in your goody bag for the room location assigned for the meeting..

All TCA members are encouraged to attend.

TCA History Online

A new page has been added to the TCA website. It is TCA HISTORY and is located in the Members Only section. This page is to post and preserve some of the TCA historical items. Currently we have listed: TCA Boards/Directors, Convention venues, Joey Journal Editors and the TCA Charter Members. You will also find a list of all the recipients of the TCA Ambassador Award.

Please take a minute to check out this new page and if you find any information that needs to be updated, please let me know.

We feel that this information needs to be preserved for the future of TCA. If you think of anything else that should be posted in this section, be sure to talk with a Board member about your thoughts.

Mauri "Binkie Norris"

maurinorris@yahoo.com

Please Welcome These New TCA Members

MELINDA SCHROEDER - MATILDA of Navasota TX

REY CANALES of Houston TX

KIMBERLY CANALES of Houston TX

SAVANNAH CANALES (a JUNIOR JOEY) of Houston TX

MELISSA MORGAN - SUNY DEE LIGHTFUL of Austin TX

IRENCARR (IRENE) YOUNG - SPEEDY of Houston TX

RUDOLFO ROSALES - RUDIE DA CLOWN of Irving TX

Be sure to check out the TCA website at

www.texasclownassociation.com

The members only password is: sanantonio

Be sure to connect to our official TCA Facebook page from our website and follow us to stay current with what is going on with TCA. Look for a new password in the next issue of the Joey Journal with the password on the site updating after everyone has received their issue.

Board Nominations

Here is the new and improved board nominations.

President: Andy Anderson
Vice President: Christie McNeil
Secretary: Patsy McMillan
Treasurer: Mauri Norris
Sgt. At Arms: Voncille Hardy

Area Directors

North Central: Martha Warren
North East: David McCullough
South East: Judy Cornett
Panhandle West: Kathy Keaton
Still no one for South Central

Respectfully submitted by David McCullough July 31, 2014

C STEVE ROESKE'S
Custom Clown Shoes

**Our Shoes Are
Re-Soleable, And Custom
Made For Complete Comfort.**

Phone : 321-726-8063
Steve Roeske
P O Box 120692
West Melbourne, FL 32912
Fax : 321-726-8063

**PARADE
ABILITY**

A BILLY PRINCE SHOE

Don't Be Quick to Judge

by Jeanette Sanders

There have been workshops after workshops, conventions and “learning opportunities” I have attended, but I still don't know how to juggle or balance plates on a stick, literally or figuratively.

The reality is, in our clown life and in our “real life”, we eventually find ourselves having to juggle plates. We often use the word plate as a synonym for personal, professional and life events that stack up. One person might find it easy to manage life events with the greatest of ease, while others have a truly difficult time in a similar situation.

Wouldn't our lives be less stressful if we had just the right amount on our plates we could manage day to day; with things balanced on each plate? Of course, in this idyllic world I'm describing, we could just put a plate filled with stress down often enough to rest and regroup.

As clowns attending workshops and conventions, we are always presented with encouragements, ideas and ways that can lead to improvements in clowning. In your alley and your circle of clown friends it makes you feel great to be valued and appreciated for what you are doing and have accomplished. Some people have this rare experience. The old saying, “We all have our 15 minutes of fame” applies, not to everyone, but to those who

have at least one of their plates overflowing with accomplishments; accomplishments they have worked hard to achieve.

But another clown's life may be full of day to day challenges that overwhelm them, keeping them off balance despite their efforts to manage and move forward. Even though that person may have overcome some long-held fears and self doubt, the conclusion others may draw is that this clown is not trying or not qualified to do the job.

The problem in making a decision is that we can't know the full situation until you see it from the inside. Be glad when it's smoother for you and enjoy life, in the meantime, please give everyone else encouragement and understanding of what others are carrying.



Keedo's Prop Shop: Cheap Change Bag Variations

by Joyce "Keedo" Dowell

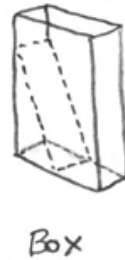
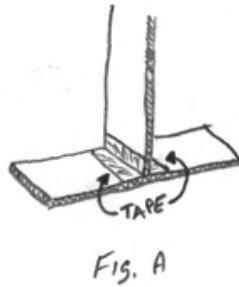
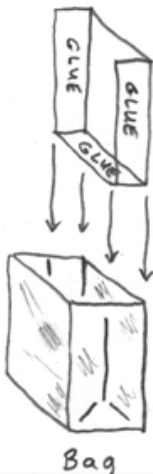
Here are two different CHEAP Change Bag variations. The first one is a paper "change bag". Use two identical brown paper lunch bags, heavy enough light won't shine through. Cut one of the bags in half along the side folds so you can cut the bag into two equal parts, vertically. Glue one of the half bags inside the whole bag so the edges are aligned with the folds of the whole bag. This will form a pocket in the back panel of the bag. Glue the sides & bottom down, but not the top edge of the pocket. Rolling the top edge shut a few inches for the wrinkly look will help hide any sign of the secret pocket. This bag will work nicely with scarves. Keep the secret pocket side of the bag toward you. Hold the bag with your thumb on the outside of the bag and your four fingers



covering the edge and inside of the bag, keeping the pocket closed.

The second one is using a cereal box. Carefully cut off the top of the flimsy box. You can reinforce the insides with corrugated cardboard. Cut the front & back panels to fit snugly. Then cut the sidepieces to fit snugly. Cut another piece of cardboard to fit the bottom; before gluing this in place, duct tape the "flip-flop-flap" in place. (Fig A). The flap should be about 1/8" narrower and 1" shorter than the side inserts so that it can easily "flip-flop" from side to side. Glue a couple of washers to the top of the flap for weight. Spray this assembly and the entire inside of the box with flat black spray paint. Glue the flap & base unit to the inside bottom of the box. Now, decorate the outside to your taste. When you pick up the box, applying pressure to the box with fingers and thumb control the flap.

(Reprinted from The Cheerful Chatter - Houston, TX.)



Rosy Nose Clown Alley Happenings

by David “Kornpop the Klown” Mculough

The Rosy Nose Clown Alley has been busy this month doing all kinds of Clowny Things. We have participated in a MDA Car Show, A No Hungry Children Festival, The Children’s Miracle Network Telethon and more where we provided face painting, balloons, and stickers to hundreds of children and adults in Tyler and the East Texas area. For our Alley meeting this month we talked about the upcoming TCA convention, the convention for next year, (that we are hosting), and then had a balloon jam where we learned a couple of different ways to make frogs. We even had a new member come from Mt. Pleasant and hopes that we can start an Alley there soon.

We also designed a red nose sticker to give out during national Clown Week to call attention to clowning and our local clown alley.

Red Nose Academy

One of the most fun things we did this month was host a Clown Ministry Conference for 20 pre-teens and their sponsors to show the kids what clown ministry

was all about. It was a day long class that allowed us to tell about some of our ministry happenings and then let the kids participate in clowning. We told them about the different types of clowns and what they did.



We then made up one of the girls and showed them how to apply the makeup and helped them all “clown up.” After we got them in clown, we discussed props and had them show us what could be done with simple items from around the house, like plungers (new only of course), feather dusters and the like.

We then talked about skits and what makes a good one, and showed them a skit or two using the props we talked about. We finished the day learning how to make a balloon dog and a sword

and sent them on their way with some balloons of their own to practice with. My dream is that one or two of these kids will catch the clown bug and follow in our footsteps to become even more in love with the art than I am.

International Clown Week Proclamation

We had Mayor Ann Hall, the Honorable Mayor of Chandler, Texas come and present a proclamation for National Clown Week which is August 1-7 of every year. This was actually signed into law by President Richard

Nixon in the 80's and gets bigger every year. Our local newspaper came and took pictures and told our story for all to see. As you can see, we are a small group right now, but we have big clown hearts and can't wait to see what's in store for us down the road. Until Next Time.....Kornpop the Klown.

Bump A Nose



Red Nose Academy

Beyond the Point of No Return?

by Tricia “Pricilla Mooseburger” Manuel

Is your wig old? Lifeless? Hopeless?

Don't despair! An old wig still might have a small spark of life left in it. You can give it a second chance by turning it into a “character” wig. These are last-resort tips that you cannot undo and there is no hope of the wig ever being properly washed again – you'll just have to use disinfectant spray from now on. Boldly go where no wig has gone before:

Country Cousin - If you have a straight wig that is getting too bare in the cap, you can try parting it down the center and plait it into braids. Make yourself a “country clown” character by putting your old wig into ponytails on each side of your head -- lop-sided, of course. Then stick a battered straw hat on top to hide the bare netting. Paint three freckles on each cheek. Use tooth black-out or stick in some of those “Bubba” teeth.

Pirate Dreadlocks - Pin the wig to a foam head form first. Pull hair into sections with 2” wide bases. Braid each section and secure with a colored rubber band. Add a string of wooden beads to one side. Wear a bandana “Pirate-style” and attach a toy bird to your shoulder. Arrrgh, matey!

I Don't Do Mornings! - If it's truly ratty and snarled, work on it to make it even worse looking, add a couple of vintage contrasting-col

or foam rollers (maybe even an old hairnet). Put on a bathrobe and fuzzy slippers, grab a giant coffee mug, and paint in bags under your eyes -- now you have a new “morning look” for your current clown character.

Baldy “Wiglet” - Dye your skull cap to match your foundation greasepaint color. Cut out a big round patch from your old wig and sew it to the skull cap. Or have fun cutting out silly shapes. You could put just a little fuzz-ball on the top and wear a hat over it, so when you bow and tip your hat, the audience will see the funny nubbin of fuzz!

Hat with Ponytails - Cut your wig in half down the center and roll up the cap ends like a burrito. Find a hat that covers your own natural hairline and cut a hole out of each side. Take one of the rolled-up ponytail ends and sew it to the inside of the hat, with the hair coming out the hole. Repeat with the other side and now you have a hat with your clown hair sticking out the sides like ponytails!

Clown “Extensions” - Use hot glue to attach the scraps of wig hair to barrettes and hair clips, and then put these fun clown hair “extensions” in your own hair when you want to add color without wearing an entire wig.

Mini Me - You could build a puppet replica of your clown character and use the wig scraps as its wig to match yours.

Recycle! - Since kids usually don't have the funds to go out and buy a new clown wig, donate your wig to the Jr. Joey program in your local clown club. Wash it first!!

The ideas listed here are just the beginning. I bet the gears are turning in your head already, thinking about all the kooky characters your clown could be, or new prop ideas that use your old wig!



Reprinted with permission from the May 2013 Mooseburger Newz, written by Tricia "Pricilla Mooseburger" Manuel at www.mooseburger.com

Dues Renewals

Just a REMINDER that dues were due on 4/1/2014. You should have received a Renewal Notice in March. If not or if you have misplaced the notice, dues are:

- \$25 per person for Regular membership
- \$12.50 per person for Junior membership - UNDER age 16 as of 3/31/2014
- \$15 each for FAMILY members - these are immediate family members of a Regular member living at the SAME address.

Dues can be paid online at <http://www.texasclownassociation.com/> using PayPal and a credit card or you can issue your check to Texas Clown Association and mail to Mauri Norris at 6504 Kenyon Lane, Bellaire, TX 77401.

This will be your last Joey Journal if you do not renew.

LAST WALK-A- ROUND: WERO the CLOWN

by Donna “Donnabelle” Manna

Edward “WERO” Arispe devoted his earlier life to serving in the US Army. He was a combat soldier in Vietnam and received numerous metals for his tour of duty there as well as other assignments. He was proud of his service in the military and was proud to be an American. Edward had his roots in Texas and retiring after 22 years in the military, he returned home to San Antonio where he had been born and had spent his childhood. One of the joys of his life was when he met “Tootsie”, whom he has been married to for 17 years.

The other great joy of his life was discovering the world of clowning. He learned there was a Clowning 101 class in San Antonio and knew that was the direction he wanted to take the next phase of his life. After graduating clown school he joined the Jolly Joeys Clown Alley of San Antonio and has been clowning for over 13 years. His wife “Tootsie” has been a strong supporter of WERO’s clowning and is an associate member of the alley. He has been one of the most active clowns, participating at the Children’s Shelter, Nursing

Homes, Special Needs Events, Parades, Missionary Work, anywhere he could spread Joy and Laughter.

His family, friends, and fellow clowns have many fond memories of him. Here are a few that his clown friends have shared. “I think the clown was in there long before he became a clown. Whether he was in clown or not, the clown was who he was. He always had a joke and he liked to play. (Diana “Buttons” McCurtain). “Among his favorite roles was playing the “good fairy” in the “Little Bunny Foo Foo” skit. The kids and adults loved seeing him in a pink tutu, fairy wings, a wand, and dancing across the room. The minute he walked into a room, he would yell “Is Everyone Happy???”

He was an inspiration and gave from the heart.” (Inez “Pandorfus” Esquivel).

“He was not only a clown with a big heart, but a person with a big heart. We use to call him the tamale clown, because he always wanted to bring tamales for our alley social events.” (Reina “Queeny” Eaton).



“I loved seeing “WERO” ride his cool scooter. He found a cardboard car that fit right over the scooter, so it looked like he was driving a miniature car. He attached calliope pipes on the back and would play clown music. The kids would have huge smiles when he would drive past them!” (Donna “Donnabelle” Manna).

At the next Jolly Joeys Alley Meeting, we will have a balloon release in his memory and say the clown prayer. We are sure he is in heaven Spreading Joy and Laughter, Handing Out Red Noses, and Twisting Balloon Animals. He will be missed.

2014 Texas Clown Convention Schedule

On the pages that follow are the tentative schedule for the upcoming TCA Convention. Take some time and start planning out what classes you'd like to attend.

Wednesday, October 1st, 2014

Time				
12:00pm	Vendor Setup Opens			Registration Competition Signup Opens
4:00pm		Clown Make-up Tips: Basics - TBA	The Nuts and Bolts of Magic - Andy Anderson	
	Early Bird Shopping Raffle Items			TCA
5:00pm	Dinner on your own			
6:00pm	Registration Closes Signup Closes			Competition
6:15pm	TCA Board Meeting			
6:30pm	Beginning Balloons - Voncille Hardy		Face-Painting: Set-ups for Success - Curt Gunz	
9:30pm	TCA IceCream Social			
10:30pm	Balloon Jam	Face Painting Jam	Puppet Jam	

TCA Convention Class Planner

- Class 1: _____
- Class 2: _____
- Class 3: _____
- Class 4: _____
- Class 5: _____
- Class 6: _____
- Class 7: _____
- Class 8: _____
- Class 9: _____
- Class 10: _____
- Class 11: _____
- Class 12: _____

Browse the schedule and pick your classes in advance to make sure you don't miss something you want to see.

Thursday, October 2, 2014

Time				
7:00am	Breakfast in Hotel Dining Room			
8:00am	Registration Opens			Competition
8:00am	Let's Make-up: A Makeup/Costume Demo - (TBD)	Advanced Twisting Balloons- David McCullough	Character Development - Priscilla Mooseburger	Beginning/ Directing Clown Ministry Program - Randy Christensen
9:00am	What to Expect for First Timers Diana McCurtain- Talbert	Hospital Clowning: Helpful Hnts Sue Kleinwachter	Psychology of Working with Kids Age 1-8 Cheri Venturi	The Heart Ministry Randy Christensen
10:00am (1.5 hrs)	Working with Puppets - Scott Correll	The Therapeutic Clown Kathy Keaton	Birthday party Clowning - David McCullough	Competitor and Judges Meeting -Patsy McMillan
11:45am	Balloon Competition Cutoff			
12:00pm	Lunch on your own			Registration and
1:00pm	Registration Opens			Competition
1:00pm	The Clown Character Randy Christensen	So, Do You Have an Act? David Pitts	Showmanship Sue Kleinwachter	Beginning Balloons - Voncille Hardy (REPEAT)
2:15pm	The Magical Method Randy Christensen	Full Faces - When There's More Line than Time - Curt Gunz	The Business of Clowing Cheri Venturi	Entertaining with Balloons - David McCullough
2:15pm	Single Balloon Competition			
2:45pm	Multiple Balloon Competition			
3:00pm	Registration and Competition Signup close			
3:00pm	Makeup Competition Cutoff			
3:00pm	Performance Competition Cutoff			
3:30pm	Vendor Room Closes			
4:00pm	General Membership Meeting/Elections			
6:00pm	Dinner on your own			
7:30pm	Performance Competition Check-in/Staging			
8:00pm	Performance Competition			
10:00pm	Hospitality Room Opens			
10:00pm	Balloon Jam	Face Painting Jam	Puppet Jam	

Friday, October 3, 2014

Time				
7:00am	Breakfast in Hotel Dining Room			
8:00am	Registration Opens Competition Signup Opens Vendor Room Opens			
8:00am	Clown Costumes that Work Priscilla Mooseburger	Birthday Parties: How to Create a Memory - Cheri Venturi	Exagerated Movement - Sue Kleinwachter	The Professional Edge Randy Christensen
9:00am	Face Painting Competition Cutoff			
9:00am	Skit Competition Cutoff			
8:45am	Make-up Competition Check-in/Staging			
9:15am	Make-up Competition			
12:00pm	Lunch on your own and			
	Registration and Competition Signup close			
1:00pm	Vendor Room Closes, Registration Opens Competition Signup Opens			
1:00pm	Hospital Clowning, The Basics Kimatha Grice	Beginning Stilts John Luce	Magic in My Pocket Randy Christensen	Modern Marketing David Pitts
1:30pm	Face Painting Competition - Cheek Art			
1:45pm	Face Painting Competition - Full Face			
2:00pm	Vendor Room Opens			
2:15pm	Hospital Bits & Props - Kathy Keaton	Lets Talk About -Skits Andy Anderson	WANDerful Comedy Magic - Scott Correll	
3:00pm	Registration and Competition Signup close			
3:00pm	Paradeability Competition Cut-Off			
3:30pm	Skit Competition Check-in/Staging			
4:00pm	Skit Competition			
7:00pm	Dinner - Buffet -TCA Meal - Ticket Required			
8:15pm	An Evening with Randy Christensen			
10:00pm	Theme Party			
10:30pm	Balloon Jam	Face Painting Jam	Puppet Jam	

Saturday, October 4, 2014

Time				
7:00am	Breakfast in Hotel Dining Room			
8:00am	Registration Open			
8:00am	Performance Skills for Entertainers Priscilla Mooseburger	B-Day Party Magic Viviano Pena	Multiple Balloons - Voncille Hardy	Ready -Set-Paint: Beginning Face Painting - Curt Gunz
9:00am	Vendor Room Open (last chance shopping)			
9:00am	Registration Closes			
9:15am	Gather for Group Photo			
9:30am	Group Photo			
9:45am	Paradeability Check-in/Staging			
10:00am	Paradeability Competition			
12:00pm	Lunch on your own			
1:30pm	Funny Prop Stop Scott Correll	Intermediate Balloons Viviano Pena	Puppets for Beginners - Kimatha Grice	
2:45pm	JAM Time			
7:00pm	Banquet - Ticket Required			
10:30pm	Hospitality Room Opens (Hosted by 2015 TCA Host Alley)			
10:30pm	Balloon Jam	Face Painting Jam	Puppet Jam	

Sunday, October 5, 2014

7:00am	Breakfast (Before Worship) - Hotel Dining Room
8:00am	Worship Service
9:15am	Closing Meeting - After Worship Service

Ambassador of Clowning Award

By Donna “Donnabelle” Manna

It is time to begin the process for nominations for the 2014 Ambassador of Clowning Award. Recommendations for considering applicants are:

- Nominee must be an active (current in membership) and a participating member of TCA.
- The nominee must be known for his/her dedication and promotion of clowning without personal gain.
- Should be a well-rounded clown, someone who gives to the community, is an active volunteer, and who is professional in the art of clowning.
- Nominee should promote TCA in all facets of clowning, should strive always to be positive, upbeat, agreeable, have a fair attitude, be willing to share ideas, and be available to assist with a smile.

Please send a letter giving the reasons you feel your nominee should be the 2014 TCA Ambassador of Clowning. The letter should include examples of the points listed above and have sufficient details describing the nominee to the Committee members as if they do not know the person being nominated. Some points to address might include:

- .How long has the nominee been an active supporting TCA member?
- .Have they held any Board posi-

tions or worked on committees within their alley or TCA?

- .How do they support and promote TCA in their clowning?
- .How have they exhibited extra-ordinary clownmanship?
- .How has the nominee shown to be positive and sharing? Are they unselfish in assisting others, caring, and most of all, just there when needed with no thought of being reimbursed for their time or efforts?
- .How have they displayed being a well-rounded clown; someone who is an active volunteer in the community and demonstrates professionalism in the art of clowning?
- .How has this nominee shown his/her dedication and promotion of the art of clowning in assisting others?

Nominations can be accepted from active TCA members only. You may want to verify that your nominee is a current member (TCA annual dues are due on April 1, 2014). The nominations will be considered by the TCA Ambassador Committee which is made up of previous recipients. The award will be presented during the Award Banquet at the annual TCA convention.

All nominations must be submitted in writing by email or regular mail by September 1, 2014.

Nominations received and/or post-marked after the deadline will not be considered for the Award.

Nominations for the 2014 Ambassador Award are being accepted by:

Donna “Donnabelle” Manna
9326 Fernglen
San Antonio, TX 78240
dkmanna@satx.rr.com

Past recipients are not eligible. Past Ambassador recipients are: Rags, Wynky, Whispers, Flopsey, Superstar, Klynky, Sugarplum, Poppins, Honey, Boppo, Grits, Mr Sunshine, Pookie, Flower, Citronella, Tutti Fruitti, Double Bubble, Cha Cha, Roly Poly, Smiley, Greenie, Buckle, Buckle, BeBop, Twinkles, John John, Binkie, Tinker, Cricket and Patticake, Donnabelle.

Premio al Embajador del Payaso

Casi desde el comienzo de la Association Payaso de Texas (hace mas de 25 años) la membresia establecio un premio anual para reconocer y honrar al miembro que mejor ejemplifico el arte de ser payaso mediante su apoyo y promocion a la APT. Éste es el PREMIO AL EMBAJADOR DE PAYASO. El premio es un “reconocimiento de vida”. Podria uno decir, “ya siendo Embajador, siempre sera Embajador” y ojala los continuen promoviendo y apoyando la APT; payaseando mucho tiempo despues de haber sido nombrados. Mas sin embargo, porque solo es presentado una vez en la vida, se requiere mas que un poco de payaseo y apoyo a la APT para ganarse el premio. El premio es presentado anualmente durante la convencion APT. Los nomindaos deberian de haber cumplido los siguientes requisitos y/o cualidades:

- Membrecia actual y active de APT.
- Debe ser conocido por su dedicacion y promocion del payaso sin interes personal.
- Debe ser un payaso bien involucrado; por ejemplo, alguien que da a la comunidad, es voluntario activo, y alguien que es considerado o es un payaso profesional.
- Promueve APT en todas las facetas del payaso, y siempre estri-va por ser positivo, optimista, congruente y siempre de buena actitud.

Las cartas de nominacion deberia explicar porque tu candidato deberia ser considerado para recibir el premio, junto con ejemplos de los puntos mencionados arriba. No es suficiente el solo nominar una persona. Las nominaciones seran evaluadas por el comite consistiendo de ganadores de años anteriores. Recuerda, aunque la mayoria de miembros del comite son

miembros activos del APT, esto no significa que conozcan a todos los miembros. Asegurate de incluir hechos asi como:

- Cuanto tiempo el nominado ha sido promotor de la APT?
- Han mantenido posiciones en el area, en el consejo de APT, o como miembro del comite?
- Como apoyan y promueven la APT?
- Como han demostrado y exhibido sus talento extraordinarios de payaso?
- Como ha demostrado el nominado su buena actitud, optimismo, comunitario, etc? son compasivos al ayudar a otros, carinosos y mas importante; estan ahi justo cuando mas se les necesita sin siquiera pensar en reembolso o compensacion personal por su tiempo y esfuerzo?
- Como ha demostrado ser un payaso activo; alguien que aporta a la comunidad como voluntario?. Demuestra profesionalismo en el arte de ser payaso?
- Como el nominado/a ha demostrado su dedicacion y promocion al arte de ser payaso al asistir al projimo?

Las nominaciones seran solo aceptadas de miembros ACTIVOS de la APT (asi que asegurese que la membresia este al corriente, la proxima factura sale el 1ero de Abril.) Los nominados tambien deben estar al corriente con APT

(si quieres cersiorarte del estado de membresia, contacte a Mauri Norris). Asegurese de incluir su nombre y numero de miembro APT en tu carta de nominacion. Al igual, incluya el nombre REAL y profesional del nominado. (incluya su informacion personal en caso que el comite desee hacerle algunas preguntas sobre su nominacion). El comite juntara todas las nominaciones y examinara en grupo para poder llegar a una decision final.

Empieza a pensar que miembro de la APT tu crees que se merezca mas el Premio como Embajador de Payaso en el 2014. Ya que sepas, somete tu nominacion entre el 1 de Abril y 1 de 1 Septiembre del 2014. Puedes someter tus nominaciones

(Continued on page 27)

(Continued from Page 25)

ya sea por correo electronico o correo regular.

Manda tus nominaciones a:

Donna Manna
9326 Fernglen
San Antonio, TX 78240
210-690-8978
dkmanna@satx.rr.com

Are You Ready for the TCA Convention?

by Mauri “Binkie” Norris

The TCA Convention will be here before we know it. Just want to remind you of a few things and inform you of some other things to make sure you fully enjoy the convention.

Jolly Joeys Clown Alley in San Antonio has been working hard to present a full and fun convention for you this year. Randy Christensen is the main Headliner for the 2014 convention. If you have never had the pleasure of seeing Randy perform or lecture before, well you are in for a real treat! If you have seen him before, then I don't have to say anything more – you will want to see him again - I KNOW! He is extremely talented and an excellent teacher. You can read more about Randy at his website - <http://www.randysinfo.com/Home.htm>.

Randy isn't the only talented lecturer that will be on hand to teach you new things. Sue “Pancakes” Kleinwachter, Tricia “Priscilla Mooseburger” Manuel, Cheri “Cherri Oats” Venturi and Scott Correll are just a few of the others that you will see during this convention. Continue to check the TCA website for links to the Jolly Joeys website where you can find updates to the list of lecturers and the vendors scheduled for this year's convention.

We are hoping to have some social time too! We all really enjoy

visiting. The Hospitality Room this year is HUGE! We should be able to enjoy our spare time there (if we have any spare time that is). Also, it is much removed from other guest rooms so noise should not be an issue. NOTE: per hotel policy, you cannot bring outside food or drink into the Conference Center rooms (outside food is anything you did not purchase from the hotel). Please respect the hotel rules and keep your outside food in your own room or the hospitality Room. There are a couple of outside patio areas that will be great for more socializing and we have extra space for jams too. October weather is usually very pleasant in the Texas Hill Country, so keep your fingers crossed. So hang around and get to know some new TCA folks and catch-up with some old friends too! Watch for folks with the FIRST TIME Ribbons – they probably could use a little guidance and some TCA friends.

Remember that the hotel has 2 floors and NO ELEVATOR, so if stairs are an issue for you, you need to tell the Hotel WHEN YOU MAKE YOUR RESERVATIONS – DO NOT WAIT UNTIL YOU ARRIVE AT THE HOTEL. Also, most of the rooms have 2 QUEEN beds or one KING bed but there are a select few rooms with DOUBLE beds that are only used when they are at near capacity or by special re-

quest. So if you NEED a DOUBLE for some reason, you can request one. Every room has a refrigerator and microwave. The hotel has been FULLY renovated within the last few years. Breakfast is included with your hotel room reservations. Room rate is \$99/nt plus taxes for up to TWO people in the room, each additional person is \$10/nt more. The increase is primarily due to the breakfast being included.

There will be classes on Wednesday, Thursday, Friday and Saturday. You should try to arrive no later than 4:00pm on Wednesday to get the most of this TCA convention. There will be a SPECIAL SHOW scheduled on either Thursday or Friday and of course the usual Saturday evening the Awards Banquet. Typical attire for the Awards Banquet is smart casual-to-dressy ('churchy' for some). The winners of all the various competitions and the Best All Around Clown, the Spark Plug Awards, and the TCA Ambassador Award will all be announced during the banquet.

Sunday morning wraps up the whole affair with a worship service. Since there is a robust Continental Breakfast included with your hotel room, there is no organized convention breakfast on Sunday morning.

If you cannot come for the whole convention – there is a Day Rate of \$75 (it includes all classes that day and Dealer Room entry but no meals). There are classes offered

during the convention for all levels of clowning expertise, from the novice or beginner clown to the seasoned performer. Also, if you want to shop in the DEALER ROOM ONLY – that will cost \$20. It gets admission to the DEALER ROOM ONLY – no classes or meals.

If you have not already registered for the convention, please pre-register. This saves you money and allows the host alley to know how many folks will be on hand and better plan for the crowd. The adult registration rate is \$165 until August 31st. After that is rate is \$195 per person. Also, book your room at the convention hotel. Be sure to pay your TCA dues (you will have to pay when you arrive if you have not paid in advance – better to take care of that before you arrive). Then once you check-in at the convention – review your program and the convention schedule to decide how best to spend your time to your own advantage. Check out your Goodie Bag and put anything you do not want into the Recycle Box at the Registration desk. Be sure to Sign-Up for the competitions EARLY - do not miss the cut-off times (you can cancel later if you have to, but you cannot sign-up later). Be sure to READ THE RULES as posted on the TCA website for each category you plan to enter. Nothing hurts more than being disqualified or penalized because you didn't follow the rules (remember the TCA rules may have CHANGED or may

be different from those for other clown organizations). Sign-up for the Banquet too – as soon as the sign-up boards are posted.

The Hospitality Room will be open often for light eats and drinks and every late night for snacks and smiles. The hotel does have a restaurant on site and there are some fast-food places not too far away. Within a quick walk you will find -- Popeye's, Dairy Queen, Dickey's BBQ, Pizza Hut, Taco Casa, Chinese food and more. Truly something for every taste.

Casual clothes (clowny clothes) are typically worn during the day at convention (sometimes the classrooms are very cool – so a sweater might be a good idea too). While you are packing, if you have a leftover lanyard (name tag holder) from a previous convention, please bring one along. We have some but they are in short supply and if you have one of your own that will help the hosts. We will be happy to take any extra lanyards you no longer want. Most folks do not get into clown (make-up and wardrobe) unless they are competing or having photos made. However, being in make-up might make you feel more involved – so feel free to wear your make-up and/or wardrobe during the convention. And hopefully we will take a Group Photo too – so you might want to be in make-up for that event.

There are always lots of ways to spend money at convention – start-

ing in the Dealer Room – we will have lots of dealers on hand to sell you the things that clowns need most. I hope you already ordered and pre-paid for your convention t-shirt as it is now too late to order more shirts. Of course, there is also lunch (and dinner on your own) and photos and convention DVDs and RAFFLE tickets! So I hope you have been saving your pennies (and nickels and dimes and dollars too) so that you can stock up on all of the goodies we will have to offer at the 2014 TCA Convention.

If you have any questions, please feel free to contact me. Hope to see many of you in Kerrville – the Heart of the Texas Hill Country - in October.

Mauri “Binkie” Norris
maurinorris@yahoo.com

**Get packing and we'll see you at the
2014 TCA Convention**



October 1-5, 2014

**Inn of the Hills
Resort & Conference Center
Kerrville, Texas**