

The Joey Journal

The Texas Clown Association



April - May 2015



2014 TCA Convention Raffle Charities - pg. 16

The Texas Clown Association Board of Directors

Andy "Smiley" Anderson, President - (817) 282-3339
645 Forest Lane, Hurst, TX 76053
kudosra@yahoo.com

Christi "Louella" McNeill, Vice-President - (409) 727-2044
2203 Allan Court, Nederland, TX 77627
cmcneill@gt.rr.com

Patsy "Glitterbug" McMillan, Secretary - (713) 410-3698
20806 Durand Oak Court, Cypress, TX 77433
mcglitterbug99@gmail.com

Mauri "Binkie" Norris, Treasurer - (713)-201-9995
6504 Kenyon Lane, Bellaire, TX 77401-3705
maurinorris@yahoo.com

Voncille "Dimples" Hardy, Sgt. At Arms - (432) 213-2109
P.O. Box 2316, Big Spring, TX 79721
voncillehardy@yahoo.com

Diana "Buttons" McCurtain-Talbert, Past President - (210) 391-6087
8542 Rita Elena, San Antonio, TX 78250-6524
dmccurtain@att.net

Area Directors

North Central - Martha "Miss Cookie" Warren - (817) 275-8644
1507 Marshalldale Drive, Arlington, TX 76013
martha2cool@sbcglobal.net

North East - David "Kornpop" McCullough - (903) 571-3089
P.O. Box 1017, Chandler, TX 75758-1017
kornpoptheklown@gmail.com

Panhandle/West - Kathy "Piccolo" Keaton - (325) 944-4746
4505 Southern Oak Lane, San Angelo, TX 76904
kpiccolo28@juno.com

South/Central - Duane "Morgan" Wilhite - (210) 288-5659
7905 Village Oak Dr., Live Oak, TX 78233
morganthec clown@aol.com

South East - Judy "Peep" Cornett - (713) 201-8681
8315 Ivan Reid Dr., Houston, TX 77040-1508
judy.a.cornett@gmail.com

THE JOEY JOURNAL

Published Bi-monthly for Members of
The Texas Clown Association, Inc.
Greg “Zoots” Stanford, Editor

Letters to the Editor, articles and other related items should be emailed to greg@joeyjournal.com or addressed to The Joey Journal and mailed to 1818 11th St., Wichita Falls, TX 76301. Only letters addressed to the Editor which are signed will be considered for publication. Submissions accompanied by a stamped envelope with return address will be returned after publication. Submitted photographs may be black and white or color prints, please no slides, or copies. The preferred format is a digital copy in the “jpg” or “png” format.

Advertisements: Advertisements must be prepaid and camera ready. Rates: Back cover - \$80.00; Inside back cover - \$70.00; Full page - \$70.00; 1/2-page - \$40.00; 1/4 page size - \$25.00; and a business card size ad - \$10.00 an issue.

Multiple placement discounts on ads are 5% for 3-5 editions and 10% for six editions. Payment must be received in advance.

Clownified ads: Free to members if you have clown-related items for sale or donation. Vendor businesses not included.

Publication deadlines: On or before Dec. 1, Feb. 1, April 1, June 1, Aug. 1 and Oct. 1. Articles can be sent to greg@joeyjournal.com in the body of your email or in Word, Pages, or PDF format.

Membership and Dues - Regular membership: \$25.00
Family (each add'l); \$15.00
Junior Membership: \$12.50

Central membership mailing location: Send all membership questions, dues, renewals, reinstatements, address changes and applications to TCA, Inc., P.O. Box 820, Hurst, Texas 76053.

CONTENTS

From the President - Andy Anderson	5
TCA Tax Exemption Status - Mauri Norris.....	6
Hector’s Story - Bob Phillips	8
Keedo’s Prop Shop - Joyce Dowell	10
Learning Through Participation - Donna Manna	12
Are You Comfortable in Your Clown - Martha Warren	16
Cheerful Clown Alley Update - Judy Cornett	14
Education Scholarship - Greg Stanford	17
A Dollar Well Spent - Diana McCurtain-Talbert	20
Convention Competition - Greg Stanford	21
Ambassador of Clowning Award - Mauri Norris.....	24

Purpose of the Texas Clown Association

1. To promote, preserve, and improve the profession of clowning.
2. To provide the opportunity to study the art, history, and philosophy of clowning.
3. To educate its members and the general public in the wholesome and clean entertainment that is provided by the profession of clowning.
4. To provide news to the members of all clown events in the state of Texas.

From the President

by Andy “Smiley” Anderson

We had a wonderful Clown take his last walk around in January. Al “Prof. Owl” Yates was a member of Cowtown Clown Alley and Texas Clown Association.

In 2008 at the TCA Convention Awards Banquet the President Lisa Ezell asked all present to stand up. After going through age groups she said everyone 40 or over sit down, there were only 6 or 8 still standing. I mention this to say we need to work on asking more people to become clowns. We need to plan more Clown Schools. This will help start more people on the journey in the Art of Clowning. We need to keep our clown eyes open not only for new clowns but people that are already clowning. There is a good pool of clowns in Texas that may not even know about TCA. I am proof of this. When I started clowning with a group from my church we didn’t know that there were three alleys in our area or a Texas Clown Association. When I have a clown class I always have several people say they heard about the class from a clown they saw and started talking to about clowning.

I would like to get some input from you on ways you think will help get the news out about TCA. We may not use all the ideas but it may help us get some conversation on ways to grow our membership. We all need to work together and make TCA a great organization.

Bump A Nose,
Andy Anderson

TCA Tax Exemption Status

By Mauri “Binkie” Norris

In recent years it was determined that the TCA tax status was as a 501(c)(4) organization rather than the more commonly known classification of 501(c)(3). This was so, even though there were/are several references to 501(c)(3) in our governing documents. While both IRS Tax classifications are for TAX EXEMPT CHARITIES, the primary difference is that when donors give to 501(c)(4) organizations – the donations are NOT tax deductible for the donors.

The 2014 TCA Board of Directors voted to apply to the IRS for 501(c)(3) classification. TCA recently received a notification from the IRS indicating that the IRS now recognizes TCA as a 501(c)(3) exempt organization. In addition, they officially stated that they classify TCA as a Public Charity per Public Charity Code 509(a)(2) (as opposed to a private foundation).

For the few of you who read all the way to the end of this notice, while this is not scintillating news, it is important to TCA. Now that this information has been published in The Joey Journal hopefully it is preserved for all time.

Dues News

by Christie “Louella” McNeill

What’s the old saying the early bird gets the worm? Well not if you’re a TCA member. The early bird gets his dues FREE. Your TCA board decided to enter the names of all 138 people that paid their dues before the April 1, 2015 deadline into a drawing. The lucky clown was JAMES “FITZ” FITZGIBBONS. James should have already received his dues back, if you have not please contact Mauri Norris, her info is on inside front cover of this issue. You may have missed the contest but if you haven’t paid your 2015 TCA dues please send payment to our treasurer Mauri Norris.

TCA Clown Alleys

Panhandle / West Region

Oops Alley - TCA #2

North Central Region

Cowtown Clowns - TCA #9

Happi Tymes Clown Alley - TCA #12

The Clown Arounds - TCA #16

North East Region:

Tejas Klown Club - TCA #1*

Texas Mid-Cities Clown Alley - TCA #13

Payasos Latinos de America - TCA #23*

Cedar Creek Clowns - TCA #24*

Rosy Nose Clown Alley - TCA #25

South East Region

Space City Clown Alley - TCA #6*

Montgomery County Clowns - TCA #11*

Cheerful Clown Alley - TCA #14

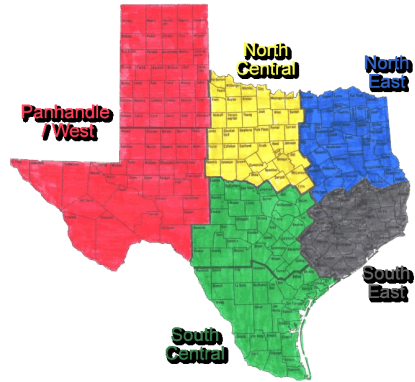
Coastal Confetti Clowns - TCA #18*

South / Central Region

Jolly Joey Clown Alley - TCA #19

The Clown Alley - TCA #15

*Inactive Alleys



Be sure to check out the TCA website at
www.texasclownassociation.com

The members only password is: circusfun

Be sure to connect to our official TCA Facebook page from our website and follow us to stay current with what is going on with TCA. Look for a new password in the next issue of the Joey Journal with the password on the site updating after everyone has received their issue.

Hector's Story

By Robert L. "Chester the Jester" Phillips

NOTE: The following incidents occurred while clowning at Scott and White hospital in Temple, TX. *"Hector" is not the actual name of the child involved, and I do not know him or his family now.

One day I had been on the Pediatric ward, 4th floor; and was about to go down to the first floor to visit another part of the hospital. I almost didn't make it to that other lobby that day.

A nurse came up to me at the door of the elevator with a baby held in the "crook" of her arm--tiny, helpless, but resting quietly: his I. V. pole in her other hand. The baby's leg was not much larger than that pole. The nurse and I talked about the "Nino," and both of us fought back the tears. Then she said: "You've got to come with me." "OK, sure," I answered--not knowing what I was getting myself into at this point. She took her charge and me into the Neonatal I. C. U., where I was promptly shown how to scrub hands and don surgical gloves, gown, and mask. I can only imagine what a sight I must have been! When I was ready, the nurse took me over to an incubating isolette where a fragile little one (not the one we'd brought in a few minutes before) clung desperately to life. I thought: "No baby should have to have this many tubes and wires and sensors attached to him; but this little fellow was holding his


own. I prayed for him and put an autographed sticker on his pillow where his mother could see it when she returned.

Next, I was introduced to Hector*--a little fellow who had been born too sick to go home. His mom and dad were there. Through my broken Spanish and their few words of English, we communicated. A bilingual nurse told them why this "payasso loco" was here. Then they asked: Could they take my picture holding Hector? Not thinking about the possible liability exposure that I was incurring for myself and the hospital (probably wouldn't have worried about it if I had), I took him in my arms, and a moment later they had a permanent memory to send to their family. Parting from this family, I removed the sterile clothing and deposited it all outside the door. Fortunately, the ride down to the main floor was unaccompanied, giving me time for silence and a prayer: "Thank you, God, for all healthy children--bless these precious ones and those who wait upon them." The door opened, and I was "ON" again.

I followed Hector's progress from afar (I was taught never to enter Neonatal ICU without being

specifically invited AND escorted by medical staff); until he was transferred to Pedi ICU. I could go in there anytime, and could see him or his mom. Finally, Hector went to a regular hospital room; and then--TWO YEARS after that picture was made--he was breathing well enough on his own to actually go HOME for the first time! In the days ahead I missed that little guy; but it was that kind of "missing" which warms your heart and gives you new hope for all the other Hector's, and their families.

This is why I became and continue to be a hospital/caring clown.



★
★ **KUDOS Clown and Magic** ★
★

★ **Andy and Rhea Anderson, Owners** ★

★ Image Engravers, Clown and Magic Supplies ★

★ Books, DVDs, Stickers, Pins, and Personalized Nametags ★

★ P.O. Box 666

★ Work (817) 282-3339

★ Hurst, Texas 76053

★ Fax (817)282-3707

★ ***www.kudosclownandmagic.com*** ★
★
★



Keedo's Prop Shop: "Spring" Water Bottle

by Joyce "Keedo" Dowell

Here are the instructions to make the gimmicked bottle of "Spring Water". You will need 2 empty water bottles that measure 9 inches around. I use Sam's Choice. Pick up a metal slinky (not the colored plastic ones) (& not the smaller slinky jr.) at Wal-Mart. You will need 9 inches of blue electrical tape (or the color needed to match the lid on your bottle). Also have handy an Exacto knife or box cutter & tin snips.



Cut the slinky in half with tin snips and set half aside. You can make a second bottle later with this. Take your knife and cut the bottom off of the bottle right below the label. I have found you can make a straighter cut by holding the knife stationary & turning the bottle. Throw away the bottom half. Take the second bottle & cut it about $\frac{3}{4}$ inches up into the bottom of the label. Throw away the top half and peel the $\frac{3}{4}$ inch worth of label off the bottom half. With these two pieces you will have a bottle that is slightly taller than the original.

With the bottle facing you where the you can read the front label -- Poke a very small horizontal slit on the left side of the top half about an inch up and slightly to the back. This should be where when hold-

ing the bottle face out to the audience that your ring finger or middle finger will more than cover it. Now, stick the raw end of the Slinky through the hole and cover a $\frac{1}{2}$ inch of it with a scrap of tape so the end can not cut your finger. Pull the slinky back into the bottle leaving just the covered $\frac{1}{2}$ sticking through the hole. With the slinky level inside the piece sticking out conforms to the shape of the bottle. Now extend the bottom half of the slinky and jam the finished end into the bottom half of the bottle. It will fit snugly. Put the 9 inches of blue tape around the top edge of the bottom half of the bottle. This matches the blue bottle cap and now covers up the slinky in the bottom half of the bottle. When you put the two halves together the slinky is not visible. The tape on the top edge of the bottom half meets the label on the top half.



When holding the bottle, pick it up so the label is facing out. Your little finger & palm part of your thumb will support the bottom half, holding it all together. At this point the bottle should look normal. You can offer someone some "Spring Water" while

holding the whole thing together then just let go of the bottom half

of the bottle for the SPRING effect.
TIP1: If you use the entire Slinky, you need to cut the top of the Slinky instead of the middle with tin snips and the slit in the top half of the bottle will be 1 ½ inches up to hide the extra amount of spring.

TIP2: If you use a bottle slightly larger, attach the spring in 2 or 3 places around the bottle with fishing line and a large needle. Poke the 2 holes and tie the knot inside

at each place you secure the Slinky on the top half. When attaching the Slinky to the bottom half make the holes where the tape will cover them and you can tie the knots on the outside.

(Reprinted from The Cheerful Chatter - Houston, TX.)

Learning Through Participation While Spreading Joy and Laughter by Donna “Donnabelle” Manna

With all of our busy lives with work, family, and numerous activities, it is a challenge to balance everything and still be able to participate in alley gigs and other clown events. Clowning is a continuous learning process – each time you put on the red nose and go out in public you learn something new. The hope is you continue to participate in alley gigs and your personal volunteer gigs. I have said it many times before, and I truly believe the best way to increase your clown skills is by participating in gigs, especially with other clowns. I also feel that there are two primary purposes of belonging to an alley: Supporting your alley by attending meetings

and taking advantage of whatever program is being offered, is important for your growth as a clown. Also, the socialization with people that have the same interest - clowning. Volunteering in alley gigs is what makes an alley fulfill its purpose of giving a happy heart to the community. I hope you keep your hearts full of joy by passing on that joy and laughter to others. Each of you deserves a big round of applause.

Are You Comfortable in Your Clown?

by Martha “Miss Cookie” Warren

Have you ever started off for a gig and wondered if things will work out? Questioning yourself if you still look OK? Did I forget anything? Do I have my stickers? Darn I forgot my cards! Will the kids respond to me? For some reason, the past couple of years, when I start out to a birthday party my mind is in doubt! I breathe deep and pray! I'm getting nervous each year as a birthday party clown....although, I still love this venue and still get many praises, I've started doubting myself as a mature birthday clown!

Then it happens! A mom calls me and says her daughter saw you at so and so's birthday and "she has to have you at her party!" She rearranges the time according to my schedule so I could be there!

Another lady calls and had my card for 2 years and wanted me to do their grand opening...and what a blast we had! The third thing that happened; a lady from Galveston emailed me saying she saw me at her school while I was there doing a show for my granddaughters class. She was so impressed with me that she too wants to be a clown! I was so thrilled!

I don't know what else I would want to do at my age and be so happy with for the rest of my life; except entertaining children of all ages! I've actually tried a couple of

new things and ditched them...For me, it's all about clowning! I truly found my purpose in life!

So where do you go from birthday parties? What else can I do? Que Sera, Sera. Whatever will the future bring? I had requested a vendor table at the 2015 TCA Convention. They came back and asked if I'd like to teach a class in exchange! Wow! Oh Yes! I told them I did a fun birthday party I would like to instruct about if no one else was. They said perfect! Then sent me a contract! I've always wanted to teach at the TCA conventions, so I was very excited as well as honored to even be asked! Although this doesn't help me financially, it helps me full-heartedly! Then I was asked to do a "birthday party" program at one of our alley meetings! Oh that was perfect...I had some of the finest guinea pigs to practice on before convention! I just did the program this last week and I have to say the ones that you know the best are the hardest to perform for! Although, there was a family with three of their children, one with a birthday the next day...I couldn't of asked for a better crowd, they were so much fun!!

As I lectured on how my character has changed since I started clowning back in 1999 it occurred to me that I could continue changing up my

character as I mature...Not quit or find something else, just advance!

I received the BoDino scholarship and I'm attending Mooseburger Clown Camp this year and updating my character is the area I will work on! I have been concentrating on some of my other skills, face painting for one, and I've been able to hone in on some really lucrative, fun jobs! I'm also very happy to do daycare shows and themed shows any time during the year. These are things that can be done at any clown age! I have a lot of faith that new opportunities present themselves at the right times when you are

least expecting them... A new door opens!

Look hard at what you do, and do what you love! After thinking about it I have come to the conclusion that I really am comfortable in my clown and everything I am doing...No one else could be like Miss Cookie, just like she couldn't be like anyone else! If your heart, mind, and happy thoughts are there...things will happen! And it's happening all around me every day...I Thank God for all my special Blessings and Friends!

From the Editor

by Greg "Zoots" Stanford

As the editor of the Joey Journal, I have the privileged of putting together the articles, tips, information and pictures from our clown members. The value of the Joey Journal is the opportunity to share a wealth of knowledge with clowns from all over the Great State of Texas.

I would like to encourage you to be a part of the next issue of the Joey Journal by sharing news of your alley, what you've been up to in your clowning, a tip or trick you've figured out, something fun or encouraging that happened to you along the way.

You don't have to be an English major or a prize winning journalist to share with your fellow members. I am more that glad to help you polish your article or double check spelling (I know I value spell checkers in my own writing). We always....always need pictures for the Joey, so drop them in an email.

The next deadline is coming quick as I try to get this issue to print. Check out page 3 of this issue for info on submission and when and where to send them.

Thanks in advance for your participation!

What is Going on in the Clowning World at Cheerful Clown Alley?

By Judy “Peep” Cornett, South East Area Director.

Cheerful had a great meeting in April. They did a Hee Haw theme. Charmin’s son Howie designed and built our props. Everyone participated in the Corn Field jokes. It was really a hoot. A great time was had by all.

We are had a special Alley meeting on May 13th. Harry Allen of Daytona Magic was our guest speaker.

Cheerful Clown Alley is hosting their annual clown school from June 17th through August 1, 2015. Want to know more about Clown School check out Cheerful’s website at cheerfulclowns.com.

During clown school Cheerful will have an all day workshop on July 18th, featuring Brenda “Flower” Marshall. The workshop is open to everyone. The cost is free for Cheerful Clown Alley Members and \$15 for Non Members who pay by July 13th, or \$20 at the door. Check the website at CheerfulClowns.com for all the details. Put it on your calendar and plan on attending. If you have any questions please feel free to contact Pam “Touche” Blacklock at textouch98@hotmail.com.


Come visit Cheerful we will make you feel welcome.



Educational Opportunities: Brenda Marshall Workshop

Cheerful Clown Alley #166 Proudly Presents...the One & Only.....

Brenda "Flower" Marshall



Brenda has taught at several different Clown Camps and Schools, performed with Circus of the King, She is an Instructor for Creative Ministry Solutions Puppets, Co-founder of Funnyatrics, a therapeutic clown unit within the hospital in Dallas. Brenda has traveled the world sharing her love of clowning. Brenda is an author of the Book "Sharing God's Love through Laughter-A Guide to Christian Clowning."

<p>Saturday, July 18, 2015</p> <ul style="list-style-type: none"> + Check-in and shopping with Brenda 8:30am + Classes from 9:00am to 4:00pm + Lunch break 11:30-1:00pm 	<p>Where:</p> <p>Grace Presbyterian Church</p> <ul style="list-style-type: none"> + 10221 Ella Lee Lane, Houston, Tx 77042 (Sam Houston Beltway 8 /Tollway & Westheimer) + Classes held in Massey Tucker building
<p>Costs:</p> <p>Free to <u>paid full members</u> of Cheerful Clown Alley Children under 10 years of age: Free</p> <ul style="list-style-type: none"> + Non Members: \$15 if payment received by July 13th (by check, pay pal or credit card) (\$2.00 convenience fee with credit card) + \$20 at the door 	<p>Pre-Ordered Box Lunches will be served onsite</p> <ul style="list-style-type: none"> + Cost is \$6.00 per lunch—includes sandwich, chips, snack, & drink + Payment for box lunches MUST be Received by July 9th <p>No EXTRA lunches will be available.</p>

Brenda "Flower" Marshall Educational Classes

<ul style="list-style-type: none"> ☺ Performing Outside your Comfort Zone ☺ Puppets Alive! ☺ Lighting, Thunder and Brainstorm 	<ul style="list-style-type: none"> ☺ You Character, You! ☺ Hospital Clowning Props ☺ Clowning with a Message
--	---

For additional information visit our website at www.cheerfulclowns.com
or call Touche' at 713-240-3623

A Dollar Well Spent....

by-Diana “Buttons” McCurtain-Talbert

Greetings Texas Clowns,

It is now April 2015. Six months have passed since our convention in Kerrville, TX. From the bottom of my heart, I want to say thank you to all who attended. What a wonderful time we had. The positive comments were overwhelming. I wanted to close out this chapter of convention history by sharing with you all a bit about how the money spent on the raffle was used.

I am so proud to have worked with Donna Manna and Inez Esquivel, without their immense efforts, the raffle would not have been as successful as it was. We decided early on, that we would make contributions to two organizations. The first organization we chose was the Fisher House Foundation. For those of you unfamiliar with this organization, The Fisher House



Foundation is best known for a network of comfort homes where military and veterans’ families can

stay at no cost while a loved one is receiving medical treatment.

The second organization we chose to make a donation to was the University United Methodist Church, Special Needs program. The Jolly Joeys have been meeting at this church for many years. They have always provided a room to us at



no charge. Because of their gracious hospitality we wanted to make a donation to a ministry there. Their special needs ministry is u|ability.

U|ability’s mission is to provide opportunities that bring dignity and purpose to children, youth and adults who have cognitive and developmental challenges. These opportunities encompass spiritual growth, education, fellowship, and service to God and to our community.

Because of your generous shopping at convention, we were able to present each organization with \$1320.00 to use as they needed. The presentations to each

organization were fun and we were thrilled to see their surprise and appreciation for the amount we were able to donate.

Convention and the raffle we do each year while fun, can also be something that will help to reach

others and touch lives.

Thank you so much for being part of this donation to two very worthy programs.

Education Scholarship by Greg “Zoots” Stanford

Each year TCA offers Convention Registration scholarship(s) for members of TCA. Applicants must be TCA members who have maintained membership for the last two years or more.

The scholarship application and guidelines can be found on the TCA website under the “Education” section. Applications along with a letter of reference from a TCA member familiar with your clowning and a photo in clown must be received by June 15, 2015. Applications are to be sent to Andy



Anderson.

Scholarship recipients agree to write an article for the Joey Journal on their experiences at the TCA Convention and are encouraged to participate in one or more competitions at convention.

An advertisement for Steve Roeske's Custom Clown Shoes. The ad features a large stylized 'C' logo followed by the text "STEVE ROESKE'S Custom Clown Shoes". Below this, it says "Our Shoes Are Re-Soleable, And Custom Made For Complete Comfort." Contact information includes Phone: 321-726-8063, Steve Roeske, P O Box 120692, West Melbourne, FL 32912, and Fax: 321-726-8063. A starburst graphic says "PARADE ABILITY". Two clown shoes are shown: a white one with black polka dots and a black one with white polka dots. At the bottom, it says "A BILLY PRINCE SHOE".

C STEVE ROESKE'S
Custom Clown Shoes

**Our Shoes Are
Re-Soleable, And Custom
Made For Complete Comfort.**

Phone: 321-726-8063
Steve Roeske
P O Box 120692
West Melbourne, FL 32912
Fax: 321-726-8063

**PARADE
ABILITY**

A BILLY PRINCE SHOE

Ambassador Of Clowning Award

By Mauri “Binkie” Norris

Texas Clown Association (TCA) was founded in 1982 and the first TCA AMBASSADOR OF CLOWNING AWARD was presented in 1983. This award is to recognize and honor the TCA member who most exemplifies the art of clowning and supports and promotes TCA. The award is a “lifetime achievement award” meaning that a member is only honored once (in a lifetime) with this prestigious award. You might say “once an Ambassador always an Ambassador” and hopefully the recipients do continue to promote and support TCA and clowning long after being so named. But also, because it is only presented once in a lifetime, it takes more than a little bit of clowning and TCA support to earn this award. TCA Ambassador Award recipients are granted lifetime membership in TCA (meaning they no longer pay annual dues – at the TCA Board of Directors’ discretion). The award is usually presented during the annual TCA convention but an Ambassador selection is not mandatory each year. Nominees should have the following qualifications and/or traits:

- Must be current and active member of TCA
- Must be known for his/her dedication and promotion of clowning without personal gain
- Should be well-rounded clown, i.e. someone who gives to the community, is an active volunteer, and who is exposed or is a professional in the art of clowning.
- Should promote TCA in all facets of clowning, and always strive to be positive, upbeat, agreeable and have a fair attitude. Be willing to share ideas and be available to assist with a smile.

Nomination letters should explain why the nominee should be considered for the award and provide examples of the points listed above – it is not enough to just say you want to nominate the person. The nominations are reviewed by a committee made up of past recipients of the award. Remember, that while most of the committee members are active in TCA, it is possible that they do not know every qualified member. Nominations should include sufficient details describing the nominee to the Committee members as if they do not know the nominee. Be sure to include such facts as:

- How long this the nominee been an active supporting TCA member?
- Have they held any positions in their alley or on the TCA board

or TCA committees?

- How do they support and promote TCA in their clowning?
- How have they exhibited extra-ordinary clownmanship?
- How has the nominee been shown to be positive, upbeat, agreeable and sharing? Are they unselfish in assisting others, caring and most of all, just there when needed with no thought of being reimbursed for their time or effort?
- How have they displayed being a well-rounded clown; someone who gives to the community as an active volunteer, and who also demonstrates professionalism in the art of clowning?
- How has this nominee shown his/her dedication and promotion of the art of clowning in assisting others?

Nominations will be accepted from CURRENT TCA members only. Nominees must be CURRENT TCA members (to check membership status, contact the TCA Treasurer). Be sure to include your name and TCA number on your nomination letter as well as the REAL name and CLOWN name of your nominee. (Include your contact information too in case the committee has any questions about your nomination).

A list of the Ambassador Award recipients can be found on the TCA website. Remember, do not nominate any members who have already

received the award.


The most recent recipient of the Ambassador Award serves as the Chair of the Ambassador Award Committee. (If that person is unavailable or declines to serve, a chair will be appointed by the TCA Board of Directors.) The Ambassador Committee Chair is responsible for submitting the nomination details and deadlines to The Joey Journal and collecting the nominations. Watch The Joey Journal for nomination information and deadlines. Nominations will be accepted by regular mail or e-mail. They must be dated or post-marked no later than the published deadline. The Chair will validate each nomination received by the deadline (confirming the membership status of both the nominating member and their nominee).

The Ambassador Award Committee is made up of recent TCA Ambassador Award recipients who are still active in TCA (who have attended the TCA convention in the last three or four years) and who wish to participate in the committee. The Chair should contact the recent recipients to determine who will be participating in the committee. All qualified nominations received by the published deadline will be shared with all participating committee members. Committee participants who will not be attending the convention should submit their vote/selection to the Chair prior to the convention. The Chair

must also notify the trophy provider at least two weeks prior to the convention regarding the need for a plaque (or not – in the case of no nominees – no award). Committee participants should plan to meet with the committee Chair immediately following the general membership meeting at the annual TCA convention to review the nominations and make a selection. Information in the nomination letters and any other pertinent known information by committee members

will be the criteria used in selecting the Ambassador Award recipient. In the event the committee cannot come to a conclusion, a TCA Board recommendation may be requested.

The selection is kept confidential until announced during the Awards Banquet at the TCA convention. The Ambassador Award Committee Chair is responsible for making the announcement and presenting the award.



What's So Punny?

I heard the new auto body shop that opened comes highly wreck-a-mended.

I tried to learn how to drive a stick shift but couldn't locate the manual.

Convention Competition

by Greg “Zoots” Stanford, Competition Chair

It’s about time to start planning for this year’s TCA Convention. There are hotel rooms to reserve, registration forms to complete, checks to write and vacation time to take off.

If you are planning to compete in any of this year’s competitions, then now is also the time to start brainstorming ideas, working on costumes and building a team for group events.

There are several areas you can compete in:

- Makeup & costume,
- Individual and Group skits
- Performance
- Balloon sculptures
- Individual & Group Paradability
- Face Painting

To get all the information you’ll need to compete in anyone or all of these areas, check out the Texas Clown association website (texasclownassociation.com) and head to the “Convention” menu button, then click on “competition.” From this page you can open or download the TCA Competition Manual. I would encourage everyone competing to read over the manual, even if you have competed before. You also can take a look at the score-sheets and get a better idea on what judges will be looking for.

You will sign up to compete at the Convention. Sign up deadlines will be posted along with the sign up sheets.

Competition is a great way to improve your clown, get feed back on skits, parade skills and perform with others.

If you’ve never competed, then start working now and make this the year. If you’ve been competing for years, then your continued involvement help keep the needed numbers in groups so that new clowns are able to compete in their chosen categories. There must be at least five competitors for a category to make, otherwise it will be combined with another and they will be judged as one category. So, your involvement is important.

So start planning now to be a part of this year’s competitions.

TCA Makeup & Wardrobe Score Sheet		TOTAL SCORE	
Makeup Design		Contestant #	Judge
SCORE	APPROPRIATE TO CHARACTER	MAKEUP APPLICATION	
1 to 10	Colors enhance and enhance design	SCORE	Smooth, powdered, blended
	Base design is appropriate	1 to 10	Coverage appropriate, symmetrical
	Design not too busy		Lines sharp, follows contour of face
Comments:			Pressing to the eye
WARDROBE		PERFORMANCE	
SCORE	APPROPRIATE TO CHARACTER	SCORE	APPROPRIATE FOR COSTUME AND MAKEUP
1 to 10	Costume/wardrobe are coordinated	1 to 10	Level excellent
	Accessories (jewelry, shoes, props) match		Stage, music, scenery set mood
	Wig or hair is appropriate		Audience response
	Footwear appropriate	Comments:	
Overall comments (REQUIRED):			



**Be making plans to join us at the TCA
Convention in Tyler!**

Sept. 30 - Oct. 4, 2015

www.texasclownassociation.com