

# The **Joey** **Journal**

The Texas Clown Association



June - July 2016



**Oops Alley - Volunteers in their Community**  
(See page 16)



# THE JOEY JOURNAL

Published Bi-monthly for Members of  
**The Texas Clown Association, Inc.**  
Greg "Zoots" Stanford, Editor

Letters to the Editor, articles and other related items should be emailed to [greg@joeyjournal.com](mailto:greg@joeyjournal.com) or addressed to The Joey Journal and mailed to 1818 11th St., Wichita Falls, TX 76301. Only letters addressed to the Editor which are signed will be considered for publication. Submissions accompanied by a stamped envelope with return address will be returned after publication. Submitted photographs may be black and white or color prints, please no slides, or copies. The preferred format is a digital copy in the "jpg" or "png" format.

**Advertisements:** Advertisements must be prepaid and camera ready. Rates: Back cover - \$80.00; Inside back cover - \$70.00; Full page - \$70.00; 1/2-page - \$40.00; 1/4 page size - \$25.00; and a business card size ad - \$10.00 an issue.

**Multiple placement discounts on ads are 5% for 3-5 editions and 10% for six editions. Payment must be received in advance.**

**Clownified ads:** Free to members if you have clown-related items for sale or donation. Vendor businesses not included.

**Publication deadlines:** On or before Dec. 1, Feb. 1, April 1, June 1, Aug. 1 and Oct. 1. Articles can be sent to [greg@joeyjournal.com](mailto:greg@joeyjournal.com) in the body of your email or in Word, Pages, or PDF format.

**Membership and Dues** - Regular membership: \$25.00  
Family (each add'l); \$15.00  
Junior Membership: \$12.50

**Central membership mailing location:** Send all membership questions, dues, renewals, reinstatements, address changes and applications to TCA, Inc., P.O. Box 820, Hurst, Texas 76053.

## **The Texas Clown Association Board of Directors**

Andy "Smiley" Anderson, President - (817) 282-3339  
645 Forest Lane, Hurst, TX 76053  
kudosra@yahoo.com

Christi "Louella" McNeill, Vice-President - (409) 727-2044  
2203 Allan Court, Nederland, TX 77627  
cmcneill@gt.rr.com

Patsy "Glitterbug" McMillan, Secretary - (713) 410-3698  
20806 Durand Oak Court, Cypress, TX 77433  
mcglitterbug99@gmail.com

Mauri "Binkie" Norris, Treasurer - (713)-201-9995  
6504 Kenyon Lane, Bellaire, TX 77401-3705  
maurinorris@yahoo.com

Voncille "Dimples" Hardy, Sgt. At Arms - (432) 213-2109  
P.O. Box 2316, Big Spring, TX 79721  
voncillehardy@yahoo.com

Diana "Buttons" McCurtain-Talbert, Past President - (210) 391-6087  
8542 Rita Elena, San Antonio, TX 78250-6524  
dmccurtain@att.net

### **Area Directors**

North Central - Martha "Miss Cookie" Warren - (817) 275-8644  
1507 Marshalldale Drive, Arlington, TX 76013  
martha2cool@sbcglobal.net

North East - David "Kornpop" McCullough - (903) 571-3089  
P.O. Box 1017, Chandler, TX 75758-1017  
kornpoptheklown@gmail.com

Panhandle/West - Kathy "Piccolo" Keaton - (325) 944-4746  
4505 Southern Oak Lane, San Angelo, TX 76904  
kpiccolo28@juno.com

South/Central - Greg "Zoots" Stanford - (940) 704-8105  
1818 11th St., Wichita Falls, TX 76301  
greg@joeyjournal.com

South East - Judy "Peep" Cornett - (713) 201-8681  
8315 Ivan Reid Dr., Houston, TX 77040-1508  
judy.a.cornett@gmail.com

## CONTENTS

<b>From the President</b> - Andy Anderson .....	6
<b>My Grace Moment</b> - Pam Blacklock.....	8
<b>Welcome New Members</b> - Mauri Norris.....	10
<b>A Picture is Worth a Thousand Words</b> - Diana McCurtain-Talbert.....	15
<b>Texas Mid Cities Clown Alley-</b> Carrie Ray .....	16
<b>Waking Up Memories-</b> Aurora Krause .....	17
<b>Product Review: Soundboard App</b> - Greg Stanford .....	19
<b>Keedo’s Prop Shop</b> - Joyce Dowell.....	20
<b>Booking a Gig</b> - Andy Anderson .....	21

### **Purpose of the Texas Clown Association**

1. To promote, preserve, and improve the profession of clowning.
2. To provide the opportunity to study the art, history, and philosophy of clowning.
3. To educate its members and the general public in the wholesome and clean entertainment that is provided by the profession of clowning.
4. To provide news to the members of all clown events in the state of Texas.

# A Word From the President

by Andy “Smiley” Anderson

Hello TCA Clown Friends,

These hot days of summer helps me think how much cooler it may be in San Angelo this September. Being a history buff I am looking forward to going to Fort Concho for our General Membership Meeting. There's going to be a buffet reception afterwards. Oops Alley is busy putting the finishing touches on this year's TCA Convention. I'm looking forward to seeing old friends, making new friends and having a great time. The lecturers and vendors that they have lined up are top notch. Some are new and others are like family we see once a year. This year we will be electing officers that will lead our organization for the next two years. That's also a good reason to be at the convention - either to run for an office or vote for the ones you would like to see lead us.

Take care of each other this summer and bring new friends to the TCA convention in West Texas that you have meet along the way.

Bump A Nose,  
Andy

# TCA Clown Alleys

## Panhandle / West Region

Oops Alley - TCA #2

## North Central Region

Cowtown Clowns - TCA #9

Happi Tymes Clown Alley - TCA #12

The Clown Arounds - TCA #16

## North East Region:

Tejas Klown Club - TCA #1\*

Texas Mid-Cities Clown Alley - TCA #13

Payasos Latinos de America - TCA #23\*

Cedar Creek Clowns - TCA #24\*

Rosy Nose Clown Alley - TCA #25

## South East Region

Space City Clown Alley - TCA #6\*

Montgomery County Clowns - TCA #11\*

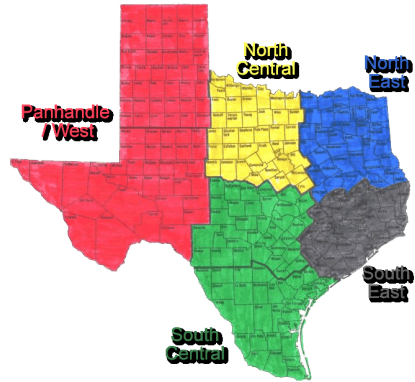
Cheerful Clown Alley - TCA #14

Coastal Confetti Clowns - TCA #18\*

## South / Central Region

Jolly Joey Clown Alley - TCA #19

The Clown Alley - TCA #15



\*Inactive Alleys

Be sure to check out the TCA website at  
[www.texasclownassociation.com](http://www.texasclownassociation.com)

**The members only password is: heart16**

Be sure to connect to our official TCA Facebook page from our website and follow us to stay current with what is going on with TCA.

# My Grace Moment

by Pam “Touche” Blacklock

It had been a busy week at the 2016 COAI convention in Las Vegas and my mind was in a whirl about competitions, classes and all of the things going on during that time. It was near the end of the week and I was getting a little bit tired. On this particular Friday evening, I was walking down the hallway of our hotel, Circus Circus. That night was the Awards Dinner. I was apprehensively excited!

Before I could get to the elevators that would take me downstairs, I came upon a little family kind of in their room and kind of in the hallway.

The most adorable little boy, maybe 4 years old or so, stopped me in my tracks. He pointed up at me and said...”You uh clown!” It took me by surprise as I was wondering how he knew that! His dad was standing there just smiling and nodding his head.

Then that same little boy said something else that melted my heart!! He looked at me and said, “You uh good clown!” Wow!! I bent down and told him that,

yes, I am a good clown and I don’t know any of the other kind of clowns. I guess that he had seen me as Touche’ downstairs or something.

I asked him his name and he told me his name was Jimmy. I asked him for a hug because he had made me feel so loved in that moment. He gladly gave me the best little boy hug that I’ve ever had!

Encounters like this don’t ever just accidentally happen! I firmly believe that it was a “Grace Moment.” God always knows when we need a pick-me-up! Little Jimmy was my very own pick-me-up.

The whole moment was beautiful! That was the best award that I could ever have gotten!

Thank you, Jimmy!! I will continue to work at being “a good clown!”





## **WELCOME OUR NEW TCA MEMBERS**

**By Mauri “Binkie” Norris**

Spelling correction –

New JUNIOR clown SEBASTIAN ‘NINO’ RODRIGUEZ

– so sorry about the spelling before

Cathy Bartle – HIP HOP - Mansfield TX

Joel Krouse – DR SQUEEK – Van TX

Mike Imoe – GISMO – Lubbock TX

Brian Stewart – STEWY – Richland Hills TX

P J Pruitt – CLASSY – Midland TX

Stormy Finley – Stormy – Euless TX

Jalynne Gill – MISS CUTIE PIE – JUNIOR – Euless TX

Wilma Cunningham – YEHAW MEMAW – Midland TX

Carol Crawford – CANDY – Dallas TX

John Albert Gravell Jr – MR DOWN N OUT – Rockport TX

Larry Eisenman – HUB CAP – Amarillo TX

For more contact information on these new TCA members, please refer to the online membership directory or contact me ([maurinorris@yahoo.com](mailto:maurinorris@yahoo.com)). Remember referring new members to TCA could get you a PAID registration to the 2017 TCA convention. Be sure that any new member you refer, includes your name on their membership application. This is especially important if they join TCA online (via PayPal). They MUST send the membership details and referring member name to me either in paper form in the USPS or through the online registration form. My mailing information is in the front of this magazine.

---

**HAVE YOU ORDERED YOUR 2016 CONVENTION T-SHIRT YET??**

**Your head goes here!!!!**





**OOPS ALLEY and the  
TCA Board of Directors**

invite you to the

**Texas Clown Association  
33<sup>rd</sup> Annual Convention  
September 21-25, 2016**

ALL convention registrants must be current TCA members. See the TCA website for a membership application. Dues are due annually on 4/1!  
[www.texasclownassociation.com](http://www.texasclownassociation.com)

**REGISTRATION FEES:**

- \$135 until 12/31/2015**
- \$165 1/1/2016 - 8/31/2016**
- \$195 after 8/31/2016 and  
at the door**

**\$5 additional convenience fee for  
registrations paid by credit card/PayPal**

(no checks at the door – cash only)  
(No refunds after July 31, 2016)

Registration includes: all scheduled workshops and shows, jams, daily admission to the dealers room, competitions, hospitality room, Saturday awards banquet and Hospital Reception (all for one person).

**\$135 JUNIOR JOEYS**

**PLEASE PRINT! ONE FORM PER PERSON!**

Name: \_\_\_\_\_

Clown Name: \_\_\_\_\_

Address: \_\_\_\_\_

City/State/Zip: \_\_\_\_\_

Juniors enjoy all the same convention events and activities as the adult registrants, plus special classes geared for younger clowns.

(ages 10 - 13) air tittles

Phone: \_\_\_\_\_  
Email: \_\_\_\_\_  
TCA # \_\_\_\_\_ (registrants must be TCA members)  
Is this your 1<sup>st</sup> TCA Convention? \_\_\_ Yes \_\_\_ No

**The Clarion Hotel**  
**San Angelo Hotel and Conference Center**  
441 Rio Concho Dr.  
San Angelo TX 76903

Room Rate: \$94/nt(+tax) (includes breakfast)  
King rm-up to 2 people Double rm-up to 3 people

To book your room, contact the hotel at:  
325-658-2828

Tell them you are with the  
Texas Clown Association.

Make your reservation early to ensure you have a room.  
Please plan to stay at the convention hotel to help  
TCA meet its room block and save money on the  
convention meeting space.

Watch the TCA website for more convention information, as details become available.

Questions? Contact:  
Kathy 'Piccolo' Keaton 325-650-1301  
Kpiccolo28@junio.com  
Mauri "Binkie" Norris 713-201-9995  
maurinorris@yahoo.com

**CONVENTION FEES:**

Registration (see right side) \$ \_\_\_\_\_

Extra Banquet Ticket (cost: \$35 each) \$ \_\_\_\_\_

T-Shirt Size \_\_\_\_\_ \$ \_\_\_\_\_

SHORT SLEEVE (S-M-L-XL: \$15)

LONG SLEEVE (S-M-L-XL: \$19)

(2X-10X: \$1.50 per extra X)

**TOTAL** \$ \_\_\_\_\_

**ISSUE and MAIL Checks to:**  
**TCA 2016 CONVENTION**  
c/o Mauri Norris  
6504 Kenyon Lane  
Bellaire, TX 77401

Want to *Charge-it?* Additional \$5 convenience fee for credit card or PayPal payments. See TCA website or call about using credit card or PayPal.

**ONLY PRE-PAID AND PRE-ORDERED SHIRTS ARE AVAILABLE**

**T-Shirts are all unisex (but soooo cute)**

	<b>How Many</b>	<b>SIZE</b>
<b>Short Sleeves – Sizes S-M-L-XL \$15</b>	_____	_____
<b>Sizes 2X-10X Available at \$1.50 extra per X</b>		
<b>Long Sleeve available S-M-L-XL \$19</b>	_____	_____
<b>Sizes 2X-10X add \$1.50 per extra X</b>		

***Mail order and Checks to:***

***TCA 2016 Convention  
c/o Mauri Norris  
6504 Kenyon lane  
Bellaire, Texas 77401***

***Want to Charge it?***

***Call Mauri "Blinkie" Norris  
713-201-9995***

***\*Additional \$5 convenience fee for credit cards or PayPal payments.***

# A Picture is Worth a Thousand Words

Diana “Buttons” McCurtain-Talbert

Hello Texas Clown Association,

I hope all of you are clowning your little clown hearts out, and giving to those around you. I truly believe the job of a clown is the best job EVER! I am beyond thrilled to let you know that I will be taking pictures at our 2016 Convention in San Angelo.

You may remember that I did pictures and video in 2013. The week of convention will have pictures of pretty much all events: outings, competition, classes and JAMS. My commitment this year, just as it was in 2013 was that you will receive your pictures within 2 months of the end of the convention. There may be opportunity to receive them sooner based on some ideas I have been kicking around. Let me take a moment to share with you.

As I did in 2013, I will have a photo slide show which will recap all the fun things we do that week. In addition, I will have all the photo .jpgs available for you to use as you wish.

I am hoping to offer sale of these items two ways; 1) on a USB stick, which you can take with you before you leave and 2) via DVD, which I will need to mail to you after the convention is over. In addition, I

will have order forms for those who would like the group picture and will sell a print of that. It will also be on the digital products being sold. (I will gladly take cash or a check). And finally, I will have opportunity for you to sign up to have individual or group pictures done.

Over the years we have had some difficulty with our photographers/videographers losing money when coming to TCA. The hours are long, and the cost can be high for that vendor. Part of this reason was due to competitors, friends and family taking pictures in the photo area where the photographer is working. This was the reason I stepped up to do the work in 2013. This year, I am investing in very nice backdrops for pictures. I will have these available for individuals/alley/competitors who would like to have their pictures made available to them digitally via purchase of the DVD or USB stick. We are asking that no personal cameras enter the photo area.

I am looking forward to seeing you soon! Continue clowning and bringing joy to the people you cross paths with every day!

dmccurtain@att.net

# Texas Mid Cites Clown Alley #85

Volunteering and Making a Difference in Peoples Lives.

by Carrie “Shimmy Giggles” Ray

In April, several Texas Mid Cities Clown Alley #85 members out of Irving, Texas volunteered for the Children’s Cancer Fund Annual Gala at the Hilton Anatole Hotel in Dallas. The Children’s Cancer Fund Annual Gala is signature fundraising event, and it includes a fashion show with Children’s Medical Center patients battling with cancer. Each Children Medical patient who participates in the fashion show is escorted by a sponsor and/or a celebrity, from Roger Staubach, Troy Aikman, Jason Garret, Terrance William, Rowdy the Mascot to Dallas Cowboy Cheerleaders and more. It’s an event we vol-

unteer to do every year. We entertain the kiddos with walk around entertainment and balloon twisting. Its a very rewarding event, as we get to meet some amazing kids, families, celebrities and volunteers.

Our Alley also volunteers at the Christ Church in Irving, TX. As they allow us to have our monthly Alley meetings at there church at not cost. So to repay them we volunteer our time by doing face painting, balloon twisting and walk around entertainment at there special events.

Below are a few pictures of the Fashion Show Gala event and Christ Church event.





## *Waking Up Memories: Clowning for the Elderly* by Aurora “Bebop” Krause—WCA Education Director

Bebop has had the joy of clowning at assisted living, nursing homes and senior communities for over twenty years. Many times I may be tired and not interested in getting ‘into-clown’; but I do and the minute that BeBop walks into the first patients room or begins a performance in the activity room, I think to myself ‘how could I have thought not to be here?’ The resident’s eyes light-up, the smiles come across their faces and they know I’m there just for them. It’s a sure thing that I’m going to have a good time and invite them to join in, and they do!

Residents living in healthcare facilities and senior communities have memories that make them smile and put joy in their hearts, but they need someone or something to wake-up the memories and bring that smile to their faces. For them these moments serve as a pleasant distraction that breaks through the illness and the loneliness...Sooo, in walks the clown.

It is the caring clown character that I have developed with love and compassion that first greets the residents. A caring clown that creates a warm curiosity that interests their heart and opens the door for a joyful encounter.

One very important thing I must remember when clowning in these environments is that I am there for the residents not for myself. I set aside my prepared performance and routines; and provide them with some time to take in the colorful distraction and enjoy some music. It’s important to slow down a bit and allow them time to take everything in and they know we’ll be sharing some fun time..

It’s a fact, that as we get older we like order and routine in our life, so I always begin and end the shows the same way. I begin with some upbeat music that they’re familiar with and I end with some well known gospel songs that they know the words to and can sing along. In between I include a combination of music and dancing with some comedy magic and comedy routines. As long as a resident is willing and able to participate I let them join in.

Wheelchairs are never an obstacle; I hold their hands and dance away. Many times I exaggerate my dancing and ask them to please slow down for me, this makes them laugh and we all enjoy the fun. Attendance for my performance at these facilities will vary from 20 to 80 residents for a variety of

reasons. Room-to-room visits are done if they're requested. Many times residents who have been regulars at my previous shows are no longer able to leave their rooms so I'll make visits to their rooms because they'll know I'm there and I know they would enjoy a visit from BeBop. I always find them to be grateful for the visit.

It is difficult not to notice the sad and lonely faces you will see at an assisted living or nursing home. Emotionally you will be affected by the love and attention missing in these elderly people's lives. When this situation gets me down I remember a great quote from Thom-

as Jefferson who said; "He does most in Gods great world who does his best in his own little world."

We may never know if we make a small difference in someone's life if even for a moment. However, I will continue to clown at assisted living, nursing homes and senior communities as long as my big clown shoes continue to take me there. It is a privilege and a blessing to see the bright smiles on the faces of the elderly when BeBop simply walks into their world.

If you have questions or thoughts on this topic send me an e-mail. Visit BeBop at: [www.bebopsworld.com](http://www.bebopsworld.com)



# Product Review: Soundboard Studio App

By Greg “Zoots” Stanford

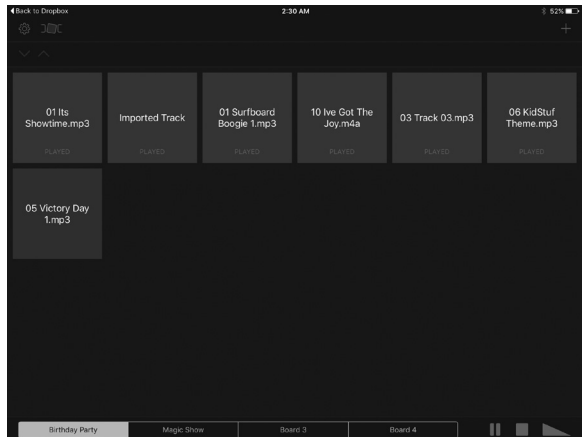
I recently purchased an app called Soundboard Studio by Joe Allen. Soundboard Studio is a program for sound and music playback on your mobile device. Imagine having all the music and sound effects for your show at your fingertips. Simple load and arrange the music onto one of four “boards” and you’re ready to go. You can set in and out points on your songs, fade out, automatically play the next track, and play tracks on top of another (record your intro and play it over your intro music).

You can load 12-18 different tracks onto each board. Imagine, a board for four different shows on your tablet or smartphone at all times. Joe Allen is a professional podcaster and designed this app for his shows. It’s professional and I’m totally impressed with it.

So, how have I used it? I setup my Happi

Amp Pro and plugged in a small BlueTooth adapter that allowed me to wirelessly connect my iPad to my Happy Amp portable sound board with the soundeffects, and music I needed. Now, I could simply touch the large, labeled buttons to play my first track. Of course you don’t have to go wireless, you can simply plug your tablet into your sound system, or if your room is small enough, I guess you could play it straight from your device.

I haven’t put hours of use on the app, but what I’ve seen so far, I like. Currently, it’s only available on Apple devices. You can find more on the app at [www.soundboardstudio.com](http://www.soundboardstudio.com) and see a live demo. For info on Happi Amp or a bluetooth adapter, check out [www.happiamp.com](http://www.happiamp.com).



Screen Shot is in black and white instead of actual color

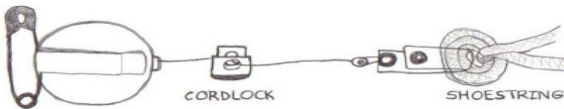
# Keedo's Prop Shop: Self Tying Shoestring

by Joyce "Keedo" Dowell

I wrote this Mar of '07. This is the "Self Tying Shoestring". The effect has a really high "wow factor". You'll need to wear lose fitting slacks that cover the bow of your shoelaces. It will look like your shoe is untied. (I have trouble waiting for someone to notice...it is much more effective if you can wait...they won't be expecting a trick since they initiated things) When someone mentions it, you say, "Oh, thanks. You know what? Sometimes if I just shake my pant leg like this.... the shoestring will tie itself." Lift up your pant leg to reveal a tied shoe.



You have everything you need right at the house. You will need a safety pin, the self retracting clippie thing you wear your badge on to work and an extra shoestring that matches the shoes you want to wear.



I use tennis shoes & rob another pair of one lace so it isn't a clean, new lace. The last thing you need is a drawstring clamp from your kids backpack. The official name is "Cordlock" if you need to purchase one. They come in a 4-pack for \$1 at the fabric store or at the sporting

goods store.

Unsnap the clear plastic thing & replace your badge with the Oshoestring. Tie it once, making the dangling lace ends even. Undo the string from the clear plastic thing and run it through the "Cordlock" and then reattach it. Depress the button on the "Cordlock" with your thumb and you can extend the string to any length. Lock-in the desired length by taking your thumb off the button. It will remain like this until you depress the button again. INSIDE your pant leg, pin a large safety pin, horizontally, to the outside of the front pocket. (near the bottom) Finally, clip the clip on the round thing over the safety pin and run the shoestring down the pant leg and out the bottom. (Right Handed - Right Leg)

Put the pants on with everything in place. Through the pants, grab the "Cordlock" with your right hand & the end of the laces at the bottom of the pant leg in your left. Depress the button and adjust the laces to hang out enough to drag the ground at a natural length. Release the button. Everything should be locked in place. Make sure the bow on you shoe is covered with your pant leg.

~ Keedo  
DON'T TRIP and Have Fun!!!!  
(Reprinted from The Cheerful Chatter - Houston, TX.)

# Booking a Gig

by Andy “Smiley” Anderson

I have some ideas on booking gigs that I have picked up over the years. When someone calls about a party the first thing they ask is how much do you charge. What I say is “let me ask you some questions about your event and I can give you the price”. This gives me the opportunity to market myself.

I use a booking form when talking to the client. This has the questions I need on it and I don't forget anything. First I ask the date, time and place of the event. This keeps me from wasting their time or mine. If it is a day I can do it then we go on. If not I try to help get a clown they can talk with.

If it is a birthday party I ask the child's name and age. I tell them in my magic show I use the birthday child's name as the magic word of the day. That way when I ask for the magic word during the show all the children shout out his or her name. I also mention that when I do the balloons the birthday child gets the last and biggest balloon. I also ask the number and age of the children that will be attending. This gives me an age group that

I can gear the show to. I do one hour parties so I tell them I'll do a 30 minute show and then balloons the rest of the time. Depending on the number of children I may cut the show a little short to give me time to make all a balloon. After explaining just this much I then give them the price for the show. This gives me a chance to let them know what they are getting for their money.

I write down the address of the event and I have a place for directions. Even with their directions I use Map Quest to see where the event will be. I always try to get to the neighborhood 15 to 20 minutes early and wait. I try to get a cell phone number they can be reached on that day. This is in case I run into traffic and there is the chance I may be late I can give them a heads up. One time on the way to a Day Care I got caught in traffic. I called to let them know and that I would call again when I was close. This way they did not have to try and keep the kids in the room we were to be in under control. They left them in their play rooms until I got close and moved them to the event room as I was getting there.

I ask if someone referred me or had they been to an event I performed at. I do this because I file all my party magic show outlines with the date and name of the birthday child. This way I can go back find the outline and make changes so not to do the same show again.

I ask them if they want to pay with cash, check or credit card. We take credit cards so I can take the information run the card and give them a receipt and invoice when I get to the party. I tell them when I get to the event before I come in I'll ask for them.

When they come to the door I'll give them an envelope with the invoice and they can give an envelope with the cash or check. I tell them this way the child thinks I'm there for their party not because I'm getting paid.

I'll be glad to try and help you in any way I can. You can call 817-282-3339 or email me [kudosra@yahoo.com](mailto:kudosra@yahoo.com). or better get with me at the TCA convention in San Angelo.

Just make them laugh.  
Andy Anderson

**C STEVE ROESKE'S  
Custom Clown Shoes**

**Our Shoes Are  
Re-Soleable , And Custom  
Made For Complete Comfort.**

Phone : 321-726-8063  
Steve Roeske  
P O Box 120692  
West Melbourne , FL 32912  
Fax : 321-726-8063

**PARADE  
ABILITY**

**A BILLY PRINCE SHOE**

## **HAVE YOU RESERVED YOUR ROOM YET?**

Convention time is getting closer and your room is ready.

Tell them you are with TCA and get the special \$94 room rate/includes full breakfast (King room-up to 2 people Double room-up to 3 people)

Each room has a refrigerator!

By booking early you help your TCA convention planners save money on our meeting space.

The Clarion

441 Rio Concho Drive – San Angelo Texas

325-658-2828





**TCA Convention 2016**  
**Photo Order Form**

**Name:** \_\_\_\_\_

**Address:** \_\_\_\_\_

**Phone #:** \_\_\_\_\_

**Email:** \_\_\_\_\_

\* Photo collection will include all photos and a slide show set to music.

USB All Photo Collection: \$30.00 ea. \_\_\_\_\_

DVD All Photo Collection: \$35.00 ea. \_\_\_\_\_

Group Photo (8x10) – Print Only: \$10.00 ea. \_\_\_\_\_

Photo Session: \$50.00 \_\_\_\_\_

(If you like em' you buy em' – No Risk – either on USB or DVD)

Cash or checks preferred  
or by PayPal:

Go to [Paypal.com](http://Paypal.com)

Send money to [dmccurtain@att.net](mailto:dmccurtain@att.net)