

A Publication of the Texas Clown Association

Joey Journal



December 2021 - January 2022

Issue 7

texasclownassociation.com



2022 Convention Headliner

Linda Cooper, pg. 7

Hygiene in Face Painting

Diana McCurtain-Talbert, pg. 11

Competition 2022

Susan Butler, pg. 12

My Magical Brainstorm

Greg Stanford, pg. 14



TCAboard

PRESIDENT

Patsy "Glitterbug" McMillan
713-410-3698
20806 Durand Oak Court
Cypress, TX 77433
mcglitterbug99@gmail.com

VICE PRESIDENT

Cinde "Boopsie the Clown"
Sanders
214-796-8122
3316 Northaven Road
Dallas, TX 75229
magiccinde@hotmail.com

SECRETARY

Linda "Noodles" Cooper
281-813-2354
2816 Fisher Hall
Baytown, TX 77520
Coolinda49@gmail.com

TREASURER

Debbie "Posie" Davis
972-641-2062
1810 Independence Court
Grand Prairie, TX 75052
posiethelclown@sbcglobal.net

Sgt. At Arms

Pam "Touche" Blacklock - (713)
240-3623
4202 Namora Lane, Houston, TX
77080
touchecca@gmail.com

Past President

Judy "Peeps" Cornett
713-201-8681
8315 Ivan Reid Dr.
Houston, TX 77040-8681
judy.a.cornett@gmail.com

Purpose of TCA

1. To promote, preserve, and improve the profession of clowning.
- 2 To provide the opportunity to study the art, history, and philosophy of clowning.
3. To educate its members and the general public in the wholesome and clean entertainment that is provided by the profession of clowning.
4. To provide news to the members of all clown events in the state of Texas.

AREA DIRECTORS

North Central

Greg "Zoots" Stanford - (940) 704-8105
5407 Hooper Dr., Wichita Falls, TX 76306
greg@joeyjournal.com

North East

Shannon "Flower" Greene - (409) 771-8703
8814 Cr. 3410, Brownsboro, TX 75756
mylastthought@yahoo.com

Panhandle/West

Suzy "Twinkles" Wall - (806) 420-3346
817 Country Club Dr., Hereford, TX 79045
suzy_wall@yahoo.com

South/Central

Diana "Buttons" McCurtain-Talbert - (210) 391-6087
8542 Rita Elena, San Antonia, TX 78250
dmccurtain@att.net

South East

Roberta "Squiggles" Hawes - (832) 630-2155
919 Chantilly Lane, Houston, TX 77018
rhawes55@comcast.net



THE JOEY JOURNAL

Published Bi-monthly for Members of
The Texas Clown Association, Inc.
Greg “Zoots” Stanford, Editor

Letters to the Editor, articles and other related items should be emailed to greg@joeyjournal.com or addressed to The Joey Journal and mailed to 5407 Hooper Dr., Wichita Falls, TX 76306. Only letters addressed to the Editor which are signed will be considered for publication. Submissions accompanied by a stamped envelope with return address will be returned after publication. Submitted photographs may be black and white or color prints, please no slides, or copies. The preferred format is a digital copy in the “jpg” or “png” format.

Advertisements: Advertisements must be prepaid and camera ready. Rates: Back cover - \$80.00; Inside back cover - \$70.00; Full page - \$70.00; 1/2-page - \$40.00; 1/4 page size - \$25.00; and a business card size ad - \$10.00 an issue.

Multiple placement discounts on ads are 5% for 3-5 editions and 10% for six editions. Payment must be received in advance.

Clownified ads: Free to members if you have clown-related items for sale or donation. Vendor businesses not included.

Publication deadlines: On or before Dec. 1, Feb. 1, April 1, June 1, Aug. 1 and Oct. 1. Articles can be sent to greg@joeyjournal.com in the body of your email or in Word, Pages, or PDF format.

Membership and Dues - Regular membership: \$30.00
Family (each add'l); \$20.00
Junior Membership (age 10-15): \$17.50
Senior Membership (over 90): \$20.00

Visit www.texasclownassociation.com for online or mail in membership application and renewal.

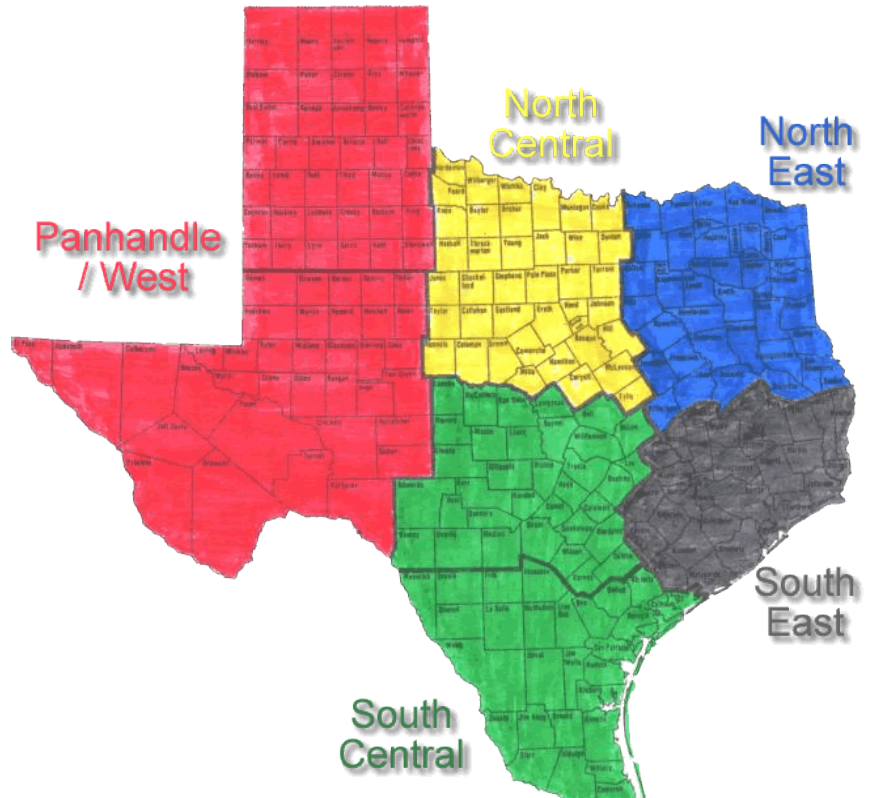
Central membership mailing location: Send all membership questions, dues, renewals, reinstatements, address changes and applications to TCA, Inc., P.O. Box 820, Hurst, Texas 76053.

CONTENTS

05	A WORD FROM THE PRESIDENT Patsy McMillan, our TCA President.
06	CONVENTION 2022 NEWS Linda Cooper shares some exciting news for 2022!
07	CONVENTION HEADLINER Linda Cooper shares with us this year's Convention headliner.
08	MY WISH FOR THE CLOWN WORLD Encouragement from Nancy Arent.
09	IT'S A FUNNY NEW WORLD Reflections Roberta Hawes.
11	HYGIENE IN FACE PAINTING Diana McCurtain-Talbert shares with us so things to consider while facepainting.
12	COMPETITION 2022 Susan Butler shares with us what this year's Convention competition will look like.
13	WHAT'S ON THE TUBE? Greg shares a couple of youtube videos to encourage and equip.
14	MY MAGICAL BRAINSTORM Greg Stanford shares with you his method for developing new patter for magic tricks.
16	AREA-ALLEY REPORTS News from some of our TCA alleys.



TCA Clown Alleys



Panhandle/West Region

Oops Alley - TCA #2

North Central Region

Cowtown Clowns - TCA #9

Happi Tymes Clown Alley - TCA #12

The Clown Arounds - TCA #16

North East Region

Tejas Klown Club - TCA #1*

Texas Mid-Cities Clown Alley - TCA #13

Payasos Latinos de America - TCA #23*

Cedar Creek Clowns - TCA #24*

Rosey Nose Clown Alley - TCA #25

Memory Makers Clown Alley - TCA #26

South East Region

Space City Clown Alley - TCA #6*

Montgomery County Clowns - TCA #11*

Cheeful Clown Alley - TCA #14

Coastal Confetti Clowns - TCA #18*

South/Central Region

Jolly Joey Clown Alley - TCA #19

The Clown Alley - TCA #15

*Inactive Alleys



a word from the
PRESIDENT

by Patsy “Glitterbug” McMillan

I hope this missive finds you well and looking forward to every new day that God allows you to experience. Hoping that you had a fantastic holiday season and didn't pretend you were the turkey by getting stuffed yourself.

Well, my husband and I had our excitement before Thanksgiving day – he was grilling one Sunday afternoon as he usually does and one of our neighbors whom we have never met saw some smoke wafting out from our patio and proceeded to call for help. We were in the back of the house when all of a sudden, constables were banging on our front door and three firetrucks were out front ready to take action. I walked out and told them we were just grilling steaks and were totally sorry we didn't have enough to invite them to sit down with us. They then proceeded to walk through the house and out back to see that everything was ok. After meeting everyone and exchanging pleasantries, they went on their merry way probably totally relieved our house was not in distress and shaking their heads about a couple of old folks grilling.

Cheerful Clown Alley has been hard at work planning next year's convention and will be letting us know shortly all the good things they are planning. Be sure to check the Joey Journal, TCA website and Facebook for upcoming information.

The next TCA Board meeting will be March 26, 2022 in Chandler, Texas. If you would like to attend, please feel free to do so – but if you cannot be there and would like an item to be addressed at the meeting, give your request to any board member to have added to the agenda.

Have yourselves a Happy New Year !!!



CONVENTION

August 2022

TCA

Hello TCA! It is my pleasure to announce that Cheerful Clown Alley #166 WILL host the 2022 TCA convention. This is what we have so far!

We will host A CLOWN STATE FAIR at the Marriott Houston Cityplace Springwood Village Hotel in Spring TX. Convention dates are 8/3/2022- 8/7/2022.

We appreciate your patience as we finalize headliner, lecturers, and vendors. One thing is for sure, you can count on a fun, educational convention hosted by Cheerful! Please watch the Joey Journal, Cheerful's Facebook page and website, and the TCA website as we finalize everything.

See you at the FAIR!
Linda "Noodles" Cooper, Convention Chair



Cheerful Clown Alley Proudley Presents: Karen Hoyer!

by Linda "Noodles" Cooper, TCA 2022 Convention Chair

As we usher in a new year in clowning, Cheerful is happy to announce the headliner for the 2022 TCA Clown State Fair (drum roll here) Karen Hoyer (big cymbal clang here!)

You will not want to miss this high energy performer known as "DOT". We are still working on the convention schedule so stay tuned for classes and other presenters, entertainers and vendors.

It is NOT too early to make hotel reservations and convention registrations! See form included in this issue for information.

Now....here's a few words about DOT

Karen Hoyer performs, teaches, and creates work in the genres of mime, clown, puppetry, masks, and movement theatre. Since 1999, she has performed in area hospitals as Dr. Dot, currently as the Chicago Supervisor of Healthy Humor and formerly as a part of the Big Apple Circus Clown Care Unit. She also creates and performs a variety of eccentric characters for Vaudeville Chicago in area nursing homes.

As a founding member of the quarterly variety show "Vaudeville at Six Corners" she's become a quick study at improvising, writing, and performing.

Her company, Partners in Mime, Inc., toured the mid-west for twelve years beginning in 1983 with a repertoire of four ensemble mime shows created for children pre-school to high school. Her solo show, Apparent Appearances, toured seven cities in Mexico for the IX Encuentro Nacional y Festival Internacional de Pantomima in 1994.

In addition to mime and movement workshops at colleges such as Roosevelt University, Columbia College and UIC, Karen was a faculty member of Ringling Clown College from 1991-94. More recently she conducted their Clown College Auditions and Clown Alley workshops across the country.

In 2011, she was the Special Guest Star for Mooseburger Clown Arts Camp and then joined the faculty in 2014 to teach.

Your browser can't play this video.
[Learn more](#)



My Wish for All of Our Clown World

By Nancy "Bubbles the Clown" Arent

This has been quite a whirlwind for all the Clowns and fellow entertainers the last few years.

We watch the news of people losing their homes, shortages of food, groceries, household items, balloons (that was the shocker!). The entertainment field has really been hit hard, but hopefully we will get back to where we were.

My wish for all of you, that you always be true to your heart. The world needs us to spread joy and laughter, hopefully there will never be a shortage of that to go around. We have been chosen and blessed, a long time ago, to show the world we are here for a good reason.

So, everyone do your best no matter what you do, for the future of clowning!! Have fun, spread smiles, & never give up on yourself.

"When it rains, always look for rainbows! When it's dark, always look for the stars!"

Bump- A- Nose

Be sure to check out the TCA website at

www.texasclownassociation.com

The members only password is: clowns22

Be sure to connect to our official TCA facebook page - you can find the link on our website. Follow us and stay current with what is going on with TCA.





Hygiene in Face Painting

by Diana "Buttons" McCurtain-Talbert

As we move back into the world of gigs: clowning, face painting, glitter tattoos, have you given any thought to the safety parameters you set up for safety for yourself and for those you're entertaining? If not, here are some things to consider:

1. Masking, non-masking, face shield
2. Cleaning brushes/sponges between faces
3. Cleaning paints between faces
4. Double dipping your brush
5. Glitter/lip color

The key ideas to consider when practicing face painting hygiene in a post-COVID world is ensuring that you are showing that you're doing everything in your capability to keep some form of distance. Masking can go a long way in making parents still concerned about COVID feel a bit more secure. And, if you feel you need it, then wearing a face shield is always a great option. The other thing to keep in mind is how you clean tools as you move from person to person.

Some face painters will use a brush on a person, and when finished, toss it into a dirty bag. Others will sanitize, let it dry and use again later in the same gig. Either way is fine, the key is in ensuring you use a clean brush on each face. Sponges are easy, ideally, you should load the sponge (same with the brush), and when the paint from that load is gone, you should reach for a new sponge (brush), so that you don't double dip into your paint. If you double dip, you can always use a sanitizer on the paint after each use so that it's clean for the next person. When using glitters, glue, chunky glitter etc. it's ideal to use disposable applicators so that you keep everything clean from person to person as well. This may seem like a lot of work, however, taking those minutes to ensure that you keep everything as clean as possible can be the difference in how someone perceives your professionalism as a face painter/entertainer.

I recently did a birthday party which was predominantly face painting. One of the mothers went up to the hostess and asked if she had concerns about how sanitary it was to have brought in face painting. The mother assured her that we had already had a very long discussion about what I did, and how I ensured as much safety as possible. She was able to share with her that I don't use the same brush between faces, I sanitize all brushes after use, I sanitize each color after use (even if I don't double dip). They could see my bag of disposed of sponges and could see my sanitizing spray. They could also see me disposing of applicators I used for glitter/gels etc. By the time that party was over, the concerned mother came and asked for my business card so that I could do her daughter's party.

That extra care and concern I put into making sure that people feel safe made a difference to that mom! So, I ask what you can do in this post COVID world, where we are STILL dealing with COVID while trying to get out to entertain?



www.sillyfarm.com



www.jestpaint.com





TCA Convention: Competition 2022

by Susan "Tinker" Butler

Texas clowns get ready for a convention at a beautiful facility! Get ready for competition!! There will be competition this year. Categories will include:

1. Performance
2. Make-up/Costume will be consolidated into one category and there will only be first, second and third place in the combined Make-Up/Costume category. This means white face, auguste, tramp/hobo, character, seniors and juniors will be judged together but you will be scored by your individual look.
3. Paradeability - group and single
4. Skit - group and single
5. Balloons - single and multiple
6. Face painting - cheek and full face

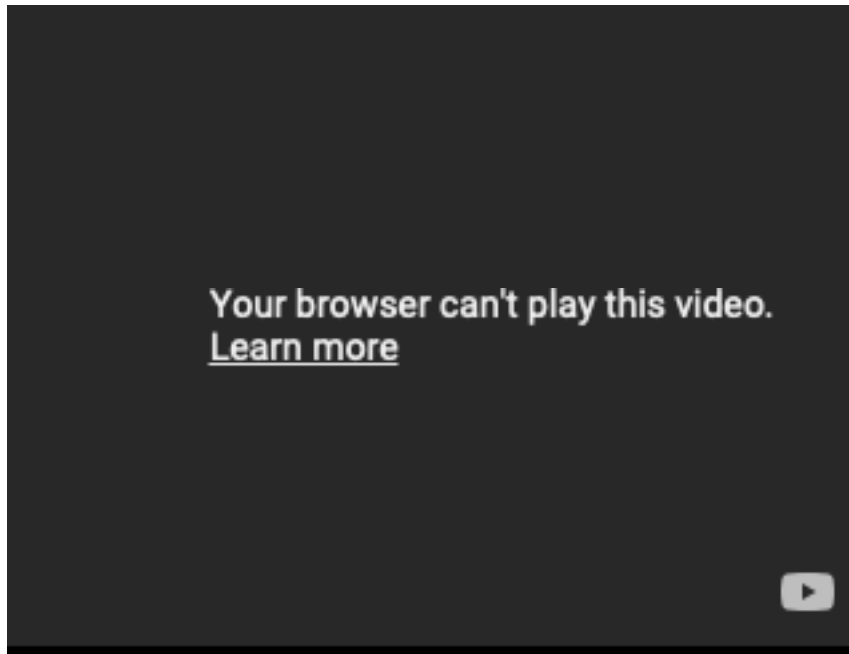
There are lots of opportunities to show off your clown skills to your peers and have a ton of fun. Practice your skills and practice your skit and paradeability. Come to have fun and learn. There will also be an opportunity for Best All Round.



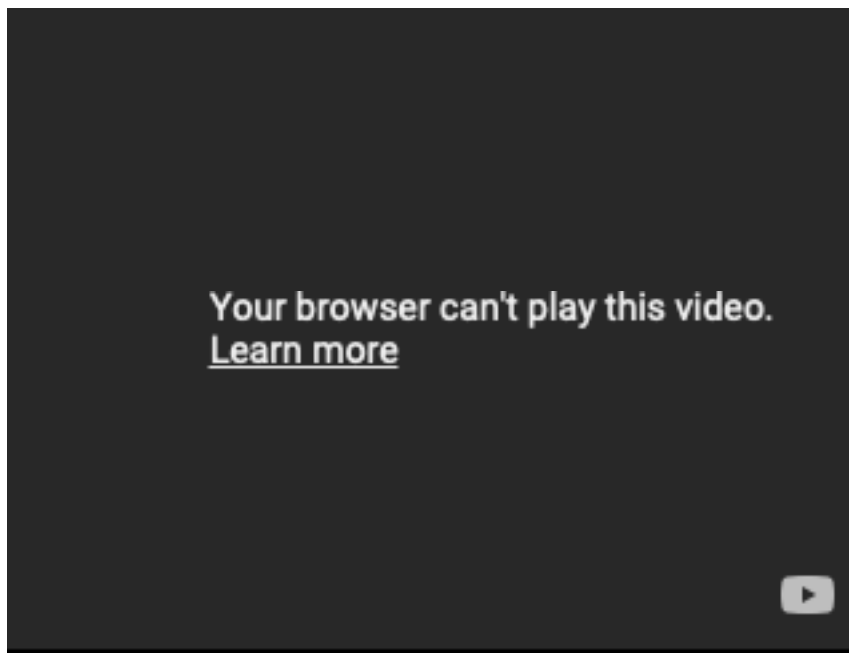


What's on the **TUBE?**

Fun circus skit from the Magic of Circus page. Great timing and prop use.



Fun hat tricks for two. Another fun video from Magic of Circus on youtube.





My Magical Brainstorm

by Greg "Zoots" Stanford

If you are like me, you have many, many magical props. Each prop usually comes with a routine and patter to use. I've tried to adapt the patter to my own style or blend it into my routine. I think this is really what the included routines are for, not to use word for word, but as a basis of developing your own routine and your own patter.

Let's take a quick trip through my brainstorming process as I look for new ways to use one of my favorite props, the Dove pan. I love dove pans! I've slowly started a collection of them. I have big ones, and a tiny one, round ones and a square one. Dove pans are great because they can be used to appear, disappear or transform items. My first use of the dove pan was appearing a sponge cake at a birthday party. Later, I used my pan in a Christmas routine with snow powder and a sponge snowman with the pan coming from the kitchen of my childhood. Later, it was an invention that brought printed thinks to life, turning a silk into a stuffed animal. Lately, I've been turning donuts seeds into donuts, and then back into seeds with a clever little pan that drops off and picks up the load with a simple turn of the lid. But let's see what else we can do with it.



OBSERVATION - What does it look like?

1. It's round
2. It has a lid and a base
3. It can hold something inside
4. It's shiny and metallic

FUNCTION - What does it do?

1. I can change one thing into another
2. I can make something appear
3. I can make something disappear.

IMAGINE - What could it be?

1. A tiny time machine, changing an old newspaper into a relic from days gone by.
2. A shrinking machine, changing large foam ball into a small ball.
3. An enlarging machine, changing a penny into a giant penny.
4. A washing machine that looses a sock or shrinks a glove.
5. Rainblow maker (turning a black and white silk into a rainbow streamer)
6. An investigation machine, delivering a fingerprint from an item



PURPOSE - What are you doing?

1. What is the setting? (A birthday party, a comedy magic show, walk arounds, etc)
2. Do you have a theme? (SciFi, Western, Space)
3. Does it need to connect one trick to another, transition one thing to another or simply tell a story?
4. Should the surprise be the finale or a piece of the show?

PATTER or STORY - What are you going to say?

1. Who are you characters? (My grandpa invented this tiny time machine or there is a tiny rabbit that lives in my lunch pail)
2. What are they doing? (My grandpa collected artifacts from the past or this tiny rabbit loved to eat carrots)
3. What is the surprise? (Transform a old newspaper ad of pocket watch into a real watch or carrot that goes whole in and comes out with a bite from it)

Now, put your ideas down in story form, that you can tell like this:

Last week I began trying to eating healthy, so I decided to carry my lunch to work. I found this old pail that I thought would work well for a lunch box. I wanted to be healthy, so I bought some lettuce and some tomatoes and a big ol' carrot. I got ready to pack my lunch so took out some lettuce and some tomatoes and a big ol' carrot and washed them up. Then I packed my lunch. I put in some lettuce and some tomatoes and a big ol' carrot. When lunch time came around, all I could think about was some lettuce and some tomatoes and a big ol' carrot. I took out my lunch pail and got ready to eat some lettuce, and some tomatoes, and a big ol' carrot (carrot has bite marks). But someone or something had taken a bite out of my carrot. I was sure I hadn't taken a bite of my carrot before I packed my lunch and it had been in my lunch pail all morning. Who could have taken a bite from my carrot? Who or what did I know liked to eat carrots. My friend convinced me to look for clues and that's when I found a little white hair/hare in my lunch box (pull white yarn up, not noticing the white rabbit on the end). I wonder if this little white hair belongs to the one who bit my carrot?

Of course, with children in the audience, chaos will ensue as you stare at the "hair" while not seeing the "hare." You can spend as long as you like, examining the hair until the yells get loud enough to see the hare. One tip, the more you repeat "some lettuce, some tomatoes and a big ol' carrot," by the time you get ready to find the eaten carrot, the kids will have started repeating with you.

So there you go. Find a trick you love and put your creativity to work and find news ways to use it.





Area-Alley Reports

Jolly Joeys Quarterly Report Oct – Dec 2021 by Diana “Buttons” McCurtain-Talbert

It’s continued to be a crazy, and somewhat eventful time in San Antonio. We’ve been able to get out in the community a bit to do some clowning, and we’ve had some events for the Alley.

October: We had our regular meeting, and we had our Goodwill Hunting Dress up event (which I wrote about for the last Joey Journal).

November: We had our annual elections. Our new board is as follows:

- President: Diana “Buttons” McCurtain-Talbert
- Vice President: Robyn “Bounce Around” Fischer
- Treasurer: Dale: “Patches” Flashberg
- Secretary: Aurora: “Bebop” Krause
- Member at Large: Kim “Tutti Frutti” Grice

December: We had our annual Christmas/holiday party. Everyone seemed to have a good time.

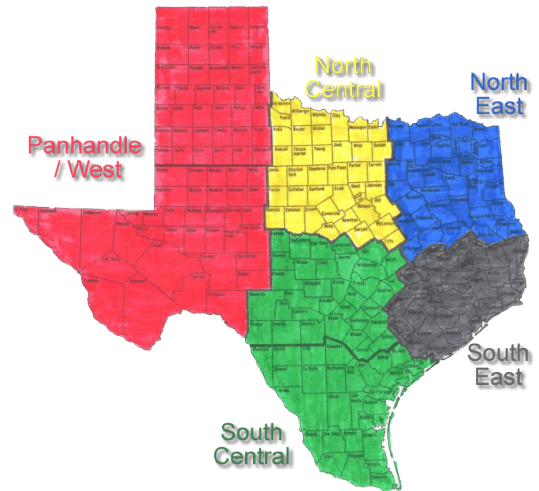
North Central Area Report by Greg “Zoots” Stanford

I spoke with William Beaty of Happi Tyme and Nancy Arent of Cow Town.

The big thing happening with Cowtown and Happi Tymes is their looking at combining alleys with Mid-Cities into one alley. For the next 6 months, they plan to meet together as a trial to see how things go. They will evaluate after that to see if they combine or stay separate alleys. Like all of us, they just don’t have a lot of members attending.

Nancy said Cow Town is planning and have had some balloon jams but aren’t doing a lot right now. William is the president of Happi Tymes and has some ideas to bring new members in, like a mentoring program and some side workshops.

The Clown Arounds are down to three alley members and have been for several years. They are still involved with the local parks and rec’s department. Tammy Daulton and Greg Stanford did balloons for Halloween in the Park and Greg did balloons for the Christmas in the Park event. These are free events for the city of Wichita Falls.





New Members Directory

Be looking for a new digital TCA Members Directory coming to your inbox in the next week or so. If you find that your information has changed since your last renewal, and is incorrect in the directory, send Greg (greg@joeyjournal.com) your corrections and he will update the directory. It will be available on the TCA website, in the [members section](#). The password to the members section is **clowns22**

WANTED



We need your creativity to fill the pages of our next Joey Journal. We have so many creative, talented and skilled members each issue could be bursting at the seams. The next deadline coming up is for the February/March issue. Put your thoughts, experiences, routines or ideas in print and send them to greg@joeyjournal.com. Don't forget pictures! We loves pictures! Let us see what you are doing, where you are going. Need an idea? Drop Greg a note and he'll give you some direction or help you flesh out your thoughts.