

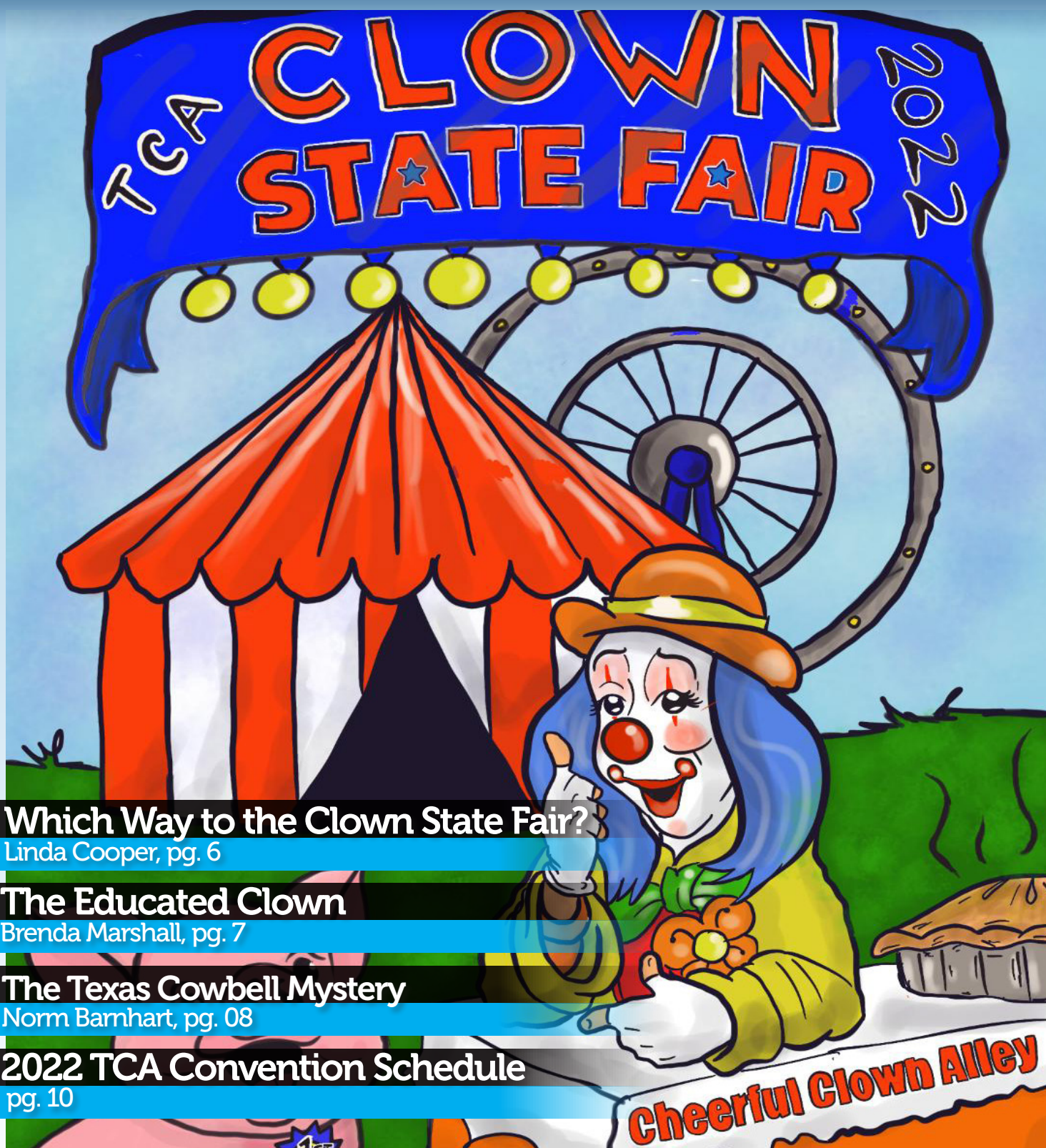
Joey Journal



June - July 2022

Issue 10

texasclownassociation.com



Which Way to the Clown State Fair?

Linda Cooper, pg. 6

The Educated Clown

Brenda Marshall, pg. 7

The Texas Cowbell Mystery

Norm Bamhart, pg. 08

2022 TCA Convention Schedule

pg. 10



TCAboard

PRESIDENT

Patsy "Glitterbug" McMillan
713-410-3698
20806 Durand Oak Court
Cypress, TX 77433
mcglitterbug99@gmail.com

VICE PRESIDENT

Cinde "Boopsie the Clown"
Sanders
214-796-8122
3316 Northaven Road
Dallas, TX 75229
magiccinde@hotmail.com

SECRETARY

Linda "Noodles" Cooper
281-813-2354
2816 Fisher Hall
Baytown, TX 77520
Coolinda49@gmail.com

TREASURER

Debbie "Posie" Davis
972-641-2062
1810 Independence Court
Grand Prairie, TX 75052
posiethelclown@sbcglobal.net

Sgt. At Arms

Pam "Touche" Blacklock - (713)
240-3623
4202 Namora Lane, Houston, TX
77080
touchecca@gmail.com

Past President

Judy "Peeps" Cornett
713-201-8681
8315 Ivan Reid Dr.
Houston, TX 77040-8681
judy.a.cornett@gmail.com

Purpose of TCA

1. To promote, preserve, and improve the profession of clowning.
- 2 To provide the opportunity to study the art, history, and philosophy of clowning.
3. To educate its members and the general public in the wholesome and clean entertainment that is provided by the profession of clowning.
4. To provide news to the members of all clown events in the state of Texas.

AREA DIRECTORS

North Central

Greg "Zoots" Stanford - (940) 704-8105
5407 Hooper Dr., Wichita Falls, TX 76306
greg@joeyjournal.com

North East

Shannon "Flower" Greene - (409) 771-8703
8814 Cr. 3410, Brownsboro, TX 75756
mylastthought@yahoo.com

Panhandle/West

Susan "Tinker" Butler - (432) 385-0945
5232 W. 40th, Odessa, TX 79764
susan.butler1214@gmail.com

South/Central

Diana "Buttons" McCurtain-Talbert - (210) 391-6087
8542 Rita Elena, San Antonio, TX 78250
dmccurtain@att.net

South East

Roberta "Squiggles" Hawes - (832) 630-2155
919 Chantilly Lane, Houston, TX 77018
rhawes55@comcast.net



THE JOEY JOURNAL

Published Bi-monthly for Members of
The Texas Clown Association, Inc.
Greg “Zoots” Stanford, Editor

Letters to the Editor, articles and other related items should be emailed to greg@joeyjournal.com or addressed to The Joey Journal and mailed to 5407 Hooper Dr., Wichita Falls, TX 76306. Only letters addressed to the Editor which are signed will be considered for publication. Submissions accompanied by a stamped envelope with return address will be returned after publication. Submitted photographs may be black and white or color prints, please no slides, or copies. The preferred format is a digital copy in the “jpg” or “png” format.

Advertisements: Advertisements must be prepaid and camera ready. Rates: Back cover - \$80.00; Inside back cover - \$70.00; Full page - \$70.00; 1/2-page - \$40.00; 1/4 page size - \$25.00; and a business card size ad - \$10.00 an issue.

Multiple placement discounts on ads are 5% for 3-5 editions and 10% for six editions. Payment must be received in advance.

Clownified ads: Free to members if you have clown-related items for sale or donation. Vendor businesses not included.

Publication deadlines: On or before Dec. 1, Feb. 1, April 1, June 1, Aug. 1 and Oct. 1. Articles can be sent to greg@joeyjournal.com in the body of your email or in Word, Pages, or PDF format.

Membership and Dues - Regular membership: \$30.00
Family (each add'l); \$20.00
Junior Membership (age 10-15): \$17.50
Senior Membership (over 90): \$20.00

Visit www.texasclownassociation.com for online or mail in membership application and renewal.

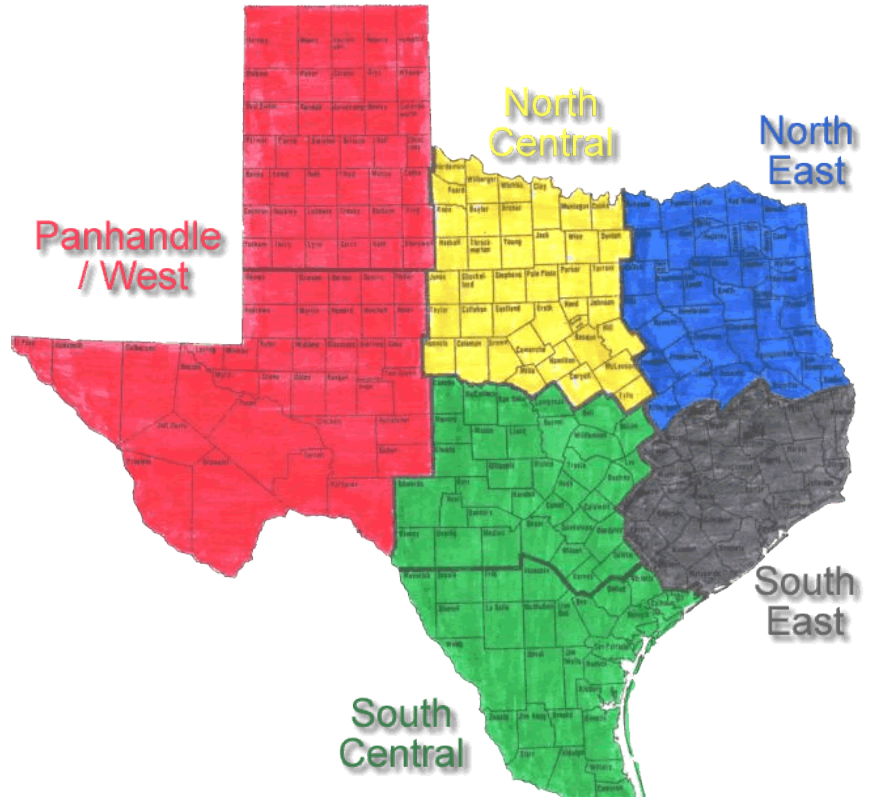
Central membership mailing location: Send all membership questions, dues, renewals, reinstatements, address changes and applications to TCA, Inc., P.O. Box 820, Hurst, Texas 76053.

CONTENTS

05	A WORD FROM THE PRESIDENT Patsy McMillan, our TCA President.
06	WHICH WAY TO THE CLOWN STATE FAIR? Some reminders about the upcoming convention with Linda Cooper.
07	THE EDUCATED CLOWN Brenda Marshall shares with us on the benefits of clown education.
08	THE TEXAS COWBELL MYSTERY & THE STEER THAT DISAPPEARS A fun routine you can do from Norman Barnhart
10	2022 TCA CONVENTION SCHEDULE
13	SILENT AUCTION AND RAFFLE Updates and info from Pam Blacklock.
14	THE WAITING IS OVER? Post-Pandemic clowning from Linda Cooper
15	HOTEL REMINDER Have you made your hotel reservation for convention? Check out the info here.
16	BREAKING A CLOWN RULE Check out how Norm Barnhart breaks a “clown rule” and how some funny bits that let him get away with it.
18	SPEAKERS & CLASSES AT THIS YEAR’S TCA CONVENTION



TCA Clown Alleys



Panhandle/West Region

Oops Alley - TCA #2

North Central Region

Cowtown Clowns - TCA #9

Happi Tymes Clown Alley - TCA #12

The Clown Arounds - TCA #16*

North East Region

Tejas Klowm Club - TCA #1*

Texas Mid-Cities Clown Alley - TCA #13

Payasos Latinos de America - TCA #23*

Cedar Creek Clowns - TCA #24*

Rosey Nose Clown Alley - TCA #25

Memory makers Clown Alley - TCA #26

South East Region

Space City Clown Alley - TCA #6*

Montgomery County Clowns - TCA #11*

Cheeful Clown Alley - TCA #14

Coastal Confetti Clowns - TCA #18*

South/Central Region

Jolly Joey Clown Alley - TCA #19

The Clown Alley - TCA #15

*Inactive Alleys



a word from the **PRESIDENT**

by Patsy “Glitterbug” McMillan

The 2022 TCA convention is almost here with all the excitement of getting together again. Doesn't seem like a year has almost passed between conventions, and I hope you are planning on joining us for the fun and merriment that is bound to ensue.

Be sure to read the articles in the Joey Journal about convention information and check out the TCA website at www.texasclownassociation.com for ever changing updates regarding our upcoming event.

I am keeping this article short because I actually forgot to get this done and sent to Greg for the next JJ issue. But in the meantime, I have a simple request when we all meet up at convention. As you may or may not know, I have a difficult time remembering names, especially since we have “clown” and “people” names. So, let's all get reacquainted with each other and extend a hand of friendship to our clown family. If you see someone standing by themselves unsure of where to go or who to talk to – guide them (gently) to get involved with a class, activity or competition. Challenge yourselves to meet as many people as you can.

The next TCA Board meeting will be 4:00 pm August 3, 2022 at the convention. If you would like to attend, please feel free to do so – but if you cannot be there and would like an item to be addressed, give your request to any board member to have added to the agenda.



Which Way to the Clown State Fair?

By now I am sure you all know the TCA convention will be held at the Houston Cityplace Marriott at Springwoods Village, Texas, August 3-7, 2022. The convention committee has secured a beautiful hotel as well as first rate lecturers. (See Texasclownassociation.com for more details.) Use the attached registration form and make your reservation for rooms before prices go up!! Last day to book your room at the spectacular price of \$119/night is July 21, 2022.

You really don't want to miss that date! Be sure to pack your bathing suit and workout clothes to take full advantage of all the amenities. When using the link on the form to make hotel reservations please change the start date to August 3. If you have questions or concerns please contact Judy Cornett (713) 201-8681.

Can't make it this year? There are other ways for you to support the TCA convention.

1. We will be having our annual silent auction and raffle. Have something you would like to donate? Looking for new or gently used items. Holler at one of your clown buddies who is coming to convention and ask them to deliver. We will be setting up the silent auction/raffle room on August 3, noon to 6pm. We are also asking each alley to donate a basket of goods. Cheerful will donate a movie time basket. When your alley decides on a type of basket please email Pam "Touche" Blacklock Touchecca@gmail.com and let her know. Pam and Dale DiPrima will be managing the silent auction and raffle.
2. Take out a Blue Ribbon ad in the Clown State Fair Program. This turns the program into a fun memory book. Choose your clown picture, and what you would like to have a blue ribbon for. See the attached form for more details.

Thanks in advance for your support in making the 2022 Clown State Fair a success.
Linda "Noodles" Cooper
Convention Chair



The Educated Clown

by Brenda “Flower” Marshall (Originally written for the *The Cross and the Clown*, 2002)

submitted by Pam “Touche” Blacklock

The general public goes about it’s daily routine completely unaware that clown schools and clown conventions even exist. I know, because in conversations with many people, they appear flabbergasted at the prospect of clowns gathering in large numbers to attend classes on various aspects of the art, and yes, to compete with each other. I don’t even tell them about the huge arrays of clown paraphernalia available at such events!

On the other hand, those of us who have been around the clown world a while can probably name almost every major clown gathering in the country. THE CROSS AND THE CLOWN has featured reports and information concerning many of the conferences specifically aimed at Christian clowning. It’s been said that there is some type of clown workshop taking place every week somewhere in the country. So, all of this makes me stop and think about the importance of a good clown education.

As I am writing this, I have just completed a series of classes on clowning at a children’s ministry conference. One thing I encouraged the participants to do is to get as much clown education as they can along their journey. That is not to say that one should continually attend workshops until they are ready to get out there and clown. The education you will receive is the foundation upon which your clown is built. The building takes place as your clown has opportunities to interact with people. The combination of a good foundation and an active building process will make a good clown.

A common mistake that Christian clowns make is to only associate with other Christian clowns. I am a firm believer that we learn something from every clown we encounter along the way. Sometimes we learn how to do something well, and sometimes we learn what not to do! Either way, if we are paying attention, the learning experience will be beneficial to our clown persona. Clown alleys and clubs are a great way to fellowship with other clowns (not necessarily all Christians) on a continuing basis. It seems that when a bunch of clowns get together, creativity flows more freely than when we are alone. Alleys also usually offer some type of education or information at every meeting. And you receive all of this for your annual dues and a bit of your time!

Every clown gathering presents an opportunity to learn from folks who have more experience than we do. Some conventions provide us the opportunity to compete, although many have replaced competition with more classes, demonstrations, or a critique session for beginners. Both competition and critique sessions give opportunity to stand before other clowns and receive constructive criticism toward improving our looks, our character, and our clown skills. Over the years I have seen many instances where someone came to their first convention, having dabbled a little in clowning, and after entering competition they came away from the convention a brand-new clown! It can be an eye-opening experience, depending on how we approach it.

Another common pit fall among Christian clowns is an attitude that we don’t have to be really good clowns. Many see clowning as simply a way to draw attention and be silly with the children in their church. I remember a hymn I learned as a child, called “Our Best.” The phrase that has stayed in my mind over the years is, “Our talents may be few, these may be small; But, unto Him is due our best, our all.” Neither you nor I have to be the best clown in the world, but because we are clowning for our Lord, who gave Himself for us, I don’t want to give Him second best! The clowning that we do in His name should be the very best we have to offer. That includes taking advantage of every opportunity we have to earn more and then to put what we have learned into Practice. And with that in mind...I’m off to clown school!



The Texas Cowbell Mystery & The Steer that Disappears

By: Norman Barnhart – Clown Guy

What they See: The Clown prince of magic says, “Today you will see the most amazing trick this side of the Rio Grande – It’s the one, the only, the amazing magical Texas Vanishing Steer!” The clown holds up a plastic toy steer. “Hey folks, this is where everybody says Woooooo!” The audience says Woooooo, and the clown turns to a young man and leans over and says, “That’s Wooooo – NOT Boooooo!”

OK, on with the trick – Hold up the steer and say, “This is the amazing magical Texas vanishing steer – Clarabelle... OK - he is not so excited about the name either!” The cowbell is held up and a child is invited on stage to ring the bell. “You will ring the cow bell and then, like magic, the steer will disappear! Hand the bell to the child and ask the child to practice gently ringing the bell just once. The bell does not ring! “That’s some Magic Cow bell – only a dog can hear it!” Clown attempts to ring bell and nothing happens. “Well we can’t do the trick without the magic Cow Bell. Should we give up and go home?” The kids say no. “That’s right – we should never give up and we can use magic to fix this.”

The child is handed the magic wand and taps the cowbell and at that moment the cowbell suddenly works! This is done with a magnet on the outside of the bell – this is placed there before the show with the clapper held against the inside. The magnet holds the clapper to one side so that it will not ring. If your cowbell has a clapper made of something other than steel, then you will need to switch it for a hardware store nut on a string. The super strong magnet will hold the bell clapper to one side and when the magnet is removed later the bell works just fine.

The child holds the bell and practices ringing it. “Ahhh very nice that is some rootin’ tootin’ ringing!” The clown drops the cow into the Devil’s Hank (a dealer item that has a secret pocket to hide the cow when the hank is flipped open and shown on both sides. Approx. cost \$15 – if you can’t find one at your magic dealer... call me as I have an extra or two.)

“AND NOW – Ladies and Gentlemen – that’s you guys! It is time for the amazing magical Texas Vanishing Steer. Say Woooo!” Clown looks down and the boy from before and says Not Moooooo! Everyone try again – “very good.” The Steer is lifted high in the air then held above the Devil’s Hank bag (OK, it is called a Devil’s Hank - hey, I did not invent the name!)

“Everyone say Goodbye Clarabelle.” They will say goodbye. “No, I am sorry to correct you but the steer does not speak your language - You must talk in Steer language and to say goodbye you say, Moooooo!” They do - You once again look down at the boy and say, “It’s Moooooo - Not Glueeeeeee!”

“Now ladies and gentlemen, aunts and uncles, girls and grasshoppers it is time for the amazing magical Texas Vanishing Steer! – Say Woooooo!” Look down at the same boy and wave your hand as in well that is “iffy” or just barely good enough.

The cow is put into the Hank (let’s just call it Hank so we don’t offend the preacher). “Let’s watch the steer disappear from here – say that three times fast!” The volunteer clangs the cow bell. The clown just has to say it..., “More cow bell!” The kid rattles the bell. The hank is shown empty and clown says, “This is where everyone says, Woooooo!” They do and the clown says. “How about you-all in this lovely audience give our volunteer a big round of applause.” The clown clangs the bell as the child steps back to their seat.



Then the clown looks into the cow bell and turns it over and then down and the steer reappears and drops onto the hand. Have cow take a bow. “That is Clarabelle the Steer that Disappears!” The steer is moved like a puppet and takes a bow then whispers in your ear. “You want to give me a kiss?!? Well, Aww shucks OK.” You point to your cheek and act like you are ready for the steer to kiss you on the cheek and then it gives you a kiss on the lips. You react to the steer kiss with a yucky face and the kids laugh and live happily ever after. “How about a nice round of applause for Clarabelle – The Steer that Disappears.” Ring the cow bell a couple times.

For an added bit the clown sets the steer down on the table and then secretly grabs the magnet again and holds it on the side of the cowbell and then notices that it has stopped ringing. React to it not ringing – hold it up to your ear... “hum that was some good magic!”

I hope you like this original routine that uses some simple props.

What you Need: A plastic cow or steer. It can be a bit funny if you hold up a heifer and mislabel it a steer but I like it the way it is. You also need a cowbell, a magic wand and a magic prop called a Devil’s Hank. This is a special handkerchief with a secret pocket that can vanish any small object the easy way.

How it’s Done: The bell is a standard cowbell the magnet holds the clapper against the side of the bell – when magnet is removed the bell works. To make the cow reappear in the bell at the end... you will need as second identical steer. All the attention will be on the child going back to sit down and the applause and they think the trick is over so that you can easily slip the steer into the cow bell. Moo!




-Norman is a fun fellow who has clowned for over 35 years. His first tour of school assemblies was across Texas for a school year for the Coronado School Assembly Service out of Corpus Christi. Norman is from Minnesota and was one of the featured performers at the Texas Clown Association a few years ago. In 2022, Norman will give his one of a kind original comedy magic lecture via virtual class. He wants to attend TCA in person again and can’t wait to see all his awesome Texas friends.

-Learn more at: MagicNorm.com



TENTATIVE SCHEDULE AS OF JUNE 1, 2022



Wednesday, August 3, 2022

Noon - 4:00pm	Vendor Setup	Cedar Room 2
Noon - 6:00pm	Auction/Raffle Setup	Cedar Room 1
3:00pm – 6:00pm	Registration and Competition Sign-up Open	Meeting Hub
4:00pm	Board Meeting	Pine Boardroom
5:00pm	Early Bird shopping	Cedar Room 2
7:00pm	TCA board Ice Cream Social	Canopy Room
8:30pm - 9:30pm	Open mic (People's Choice)???	TBD

Thursday, August 4, 2022

8:00am - Noon	Registration and Competition Sign up Open	Meeting Hub
8:00am - Noon	Vendor Room	Cedar Room 2
8:00am - 9:00am	Simplicity of Clowning – Aurora “BeBop” Krause	SWV-I
	Bring on the Funny (Face) – Diana “Buttons” McCurtain-Talbert	SWV-II
	Beginning Balloons – Becky “Skeeter” Deltenre	SWV-III
8:00am - 9:30am	10 Essential Warm-Ups – For Clown Solo or Ensemble! – Karen “Dot” Hoyer	SWV-IV 90 Min
9:15am -10:15am	Junior Joey Workshop – Part I – Brittany “Zoe” Allen	SWV-I
	Beginner Juggling – Roly Gutierrez	SWV-II
	Simple Balloons – Teri “Happy Heart” Stokes	SWV-III



TENTATIVE SCHEDULE AS OF JUNE 1, 2022

9:45am - 11:15am	Ventriloquism 101 – Phil “Otto” Nichols	SWV-IV
10:30am - 11:30am	Judges/Competitors Meeting	SWV-I
	Good Old-Fashion Organic Magic – Bronson Chadwick	SWV-II
	Painting (Split cakes and Full Face) – Becky “Skeeter” Deltenre	SWV-III
11:30am -1:00pm	Lunch on Your Own	
Noon	Cutoff for Balloon Competition Sign-up	Meeting Hub
1:00pm - 4:00pm	Registration and Competition Sign up Open	Meeting Hub
1:00pm - 4:00pm	Vendor Room Open	Cedar Room 2
1:00pm - 2:00pm	Intermediate Balloons – Teri “Happy Heart” Stokes	SWV-I
	Intermediate Juggling - Roly Gutierrez	SWV-II
	How to Create Bling for Your Face Painting Jobs – Diana “Buttons” McCurtain-Talbert	SWV-III
	Marketing/Branding Workshop – Brittany “Zoe” Allen	SWV-IV
2:00pm	Balloon Competition Check-in	SWV-III
2:15pm -3:45pm	Games Galore! – Becky “Skeeter” Deltenre	SWV-I 90 Min
	Spinning and Balancing – Roly Gutierrez	SWV-II 90Min
	Clown+Puppet: A Relationship Built for Laughs – Karen “Dot” Hoyer	SWV-IV 90 Min
2:15pm	Balloon Competition (Single)	SWV-III
2:45pm	Balloon Competition (Multiple)	SWV-III-
4:00pm	Cutoff for Performance and Make-up Competition Sign Up	Meeting Hub
4:00pm	General Membership Meeting	SWV-IV
6:30pm - 8:00pm	Dinner on your own	
8:00pm	Performance Check-in and Staging	SWV-III
8:30pm	Performance Competition	SWV-IV
10:30pm	JAMS after Performance Competition	TBD

Friday, August 5, 2022

8:00am - Noon	Registration and Competition Sign up Open	Meeting Hub
8:00am - 1:00pm	Vendor Room	Cedar Room 2
8:00am - 9:00am	Junior Joey Workshop – Part 2 – Brittany “Zoe” Allen	Cedar Room 1
	Can Ministry Really Be Fun? – Becky “Skeeter” Deltenre	SWV-I
	Puppets Alive! – Brenda “Flower” Marshall	SWV-II
	Character Development –	



TENTATIVE SCHEDULE AS OF JUNE 1, 2022

8:45am	Aurora "BeBop" Krause Make-up Competition Check-in and Staging	SWV-IV SWV-III
9:00am	Cutoff for Face Painting and Skit Competition Sign-up	Meeting Hub
9:15am	Make-up Competition	SWV-IV
Noon-1:00pm	Lunch on your own	
1:15pm	Face Painting Competition Check-in	SWV-III
1:30pm	Face Painting Competition Cheek Art	SWV-III
1:30pm - 3:00pm	Vaudeville Visiting for Nursing Homes and Senior Centers – Karen "Dot" Hoyer	SWV-IV 90Min
1:30pm - 2:30pm	All About Balloons – Teri "Happy Heart" Stokes	SWV-I
2:00pm - 5:00pm	Amazing Comedy Magic that is Amazingly Easy Virtual Class – Norm Barnhart	SWV-II
2:00pm	Vendor Room Open	Cedar Room 2
3:00pm	Face Painting Competition Full Face Cutoff for Paradeability	SWV-III
3:00pm	Competition Sign-up	Meeting Hub
3:00pm	Skit Competition Check-in and Staging	SWV-III
3:30pm	Skit Competition	SWV-IV
6:00pm - 7:30pm	Dinner on your own	
8:00pm - 9:30pm	Headliner Show + Q&A – Karen "Dot" Hoyer	SWV-IV
10:00pm	JAMS after Headliner Show	TBD

Saturday, August 6, 2022

8:00am - 10:00am	Registration Open	Meeting Hub
8:30am - Noon	Vendor Room Open – LAST CHANCE	
Note: get up early and have a good breakfast, dress and gather your props for paradeability before workshops begin		
8:30am - 9:30am	Storytelling – Brenda "Flower" Marshall Walk-Around Fun and Comedy Antics – Aurora "BeBop" Krause	SWV-I SWV-II
9:45am	Class - TBD Group Photo	SWV-III TBD
10:15am	Paradeability Competition Check-in and Staging	SWV-IV
10:30am	Paradeability Competition	SWV-IV
Noon - 1:30pm	Lunch on your own	
1:00pm	Silent Auction and Raffle Deadline	Cedar Room 1
1:00pm - 2:00pm	Laughter Yoga – Donna "Sweetie" Mathews Red Nose Readers – Virtual Class – Jane "Ladybug the Clown" Kinney	SWV-I SWV-II



TENTATIVE SCHEDULE AS OF JUNE 1, 2022

	Social Media and Your Business – Diana “Buttons” McCurtain-Talbert	SWV-III
1:00pm - 2:30pm	Mime: The Language of Clowns – Karen “Dot” Hoyer	SWV-IV 90Min
2:15pm - 3:15pm	Puppet Interactive Workshop – Brittany “Zoe” Allen	SWV-1
	Hospital Clowning - Brenda “Flower” Marshall	SWV-II
3:00pm - 4:30pm	Balloon Creations - Teri “Happy Heart” Stokes	SWV-III
3:30pm - 4:30pm	Musical Clowning with the CCA Kitchen Band – Jean “KitCat” Pirtle	SWV-I
6:30pm - 7:00pm	Social Hour (cash bar)	SWV-IV
7:00pm - 10:00pm	Banquet and Live Auction	SWV-IV

Sunday, August 7, 2022

8:00am - 9:00am	Sunday Worship Service – Brenda “Flower” Marshall	Cedar Room
9:00am - 11:00am	Breakfast and Farewell	SWV-IV

Silent Auction and Raffle

Hello to my Red Nose Family!

I sure am looking forward to seeing you all at the Texas Clown Association Convention!! It is coming up really fast. The dates are August 3-7, 2022. Be prepared to get hugged!

Dale (Loppo) Deprima and I will be taking care of the Silent Auction and Raffle again. We are asking the Clown Alleys to bring a theme basket. Cheerful Clown Alley will be bringing one also. It will be a movie related basket. Please bring new or gently used items for the Auction/Raffle!

If you have questions, please feel free to email me: touchecca@gmail.com or Dale: deprimatravel@yahoo.com and we will get back to you. I want each and every one of you to know that I appreciate your prayers, thoughts and cards this past year. It has been a rough one! Thank you! Thank you!

Blessings,
Pam (Touche’) Blacklock



The Waiting is Over?

by Linda "Noodles" Cooper

I think we all agree we came out of the pandemic changed people, at least to some degree. Change is not always bad. It's hard, but not always bad. It was hard to not have the opportunity to get together with friends and family. It was hard to learn to use Zoom. It was hard not to be a clown. While many of the alleys are reporting gig requests slowly starting to trickle in, I decided for myself, to look at how I clown. I was blessed to have a ministry at my church that allowed me to go to the homes of folks who are homebound. Not just because of the pandemic, but because of their health and mobility issues. While not going in clown and with a more serious mission, I was still able to bring joy, and share some of my clowny dumb jokes. Then the nursing homes started to allow us in...which...keeping my ears open I found there was to be a Memorial Day Celebration. I asked the director if she would like a clown, basically inviting myself. Of course her answer was YES!!!! Then in my excitement I shared this with some of my clown buddies, and whalla...A GIG!!! We got to visit all of the residents, not just those who I see every week, and bring smiles. This has got me to thinking...which could be dangerous...where do I want to clown. Driving all over Houston has never been fun for me. It's predicted to be a scorcher of a summer. Fun runs, parades and picnics just do not hold the same excitement for me anymore in July and August. But inside, in the AC does. I am hoping to go to the local library to see if I can read a book to the kiddos. I do not face paint and my balloon skills are very basic (quoting my dear friend Joe Luce "I can make you anything that looks like a dog or a sword".)

Of course I will be available for Alley gigs, time permitting, but I think finding things closer to home and inviting my clown friends along, is a start to THE NEW NORMAL.



Breaking a Clown Rule: Why I break it - Plus three funny bits that allow me to get away with breaking the rule.

by: Norman Barnhart

One rule that I have heard for years is “Don’t Eat or Drink in Front of Your Audience.” This rule is a good one... and I agree that it is tacky to do this. Also the kids will see this will want some too and feel jealous or of course it could even mess up your costume... lots of good reasons to say this rule is valid and I totally agree.

However, may I suggest there is often a good reason and need to bend this long standing rule. Here is the why and how.

Why take a drink in front of your audience?

There are a couple good reasons. For one, performing is work and strenuous. You need to stay hydrated during a parade, walk around or stage performance. When you are doing walk around at a picnic, parade or senior living center you might get a tingle in your throat and if you keep on talking, you just need a sip of water or else you might cough or lose your voice. (Not good either.) That dash of water will help keep throat lubricated and make a huge difference in your performance and health.

Another reason is that it is simply vital to drink some water or Gatorade while high stepping down the street in a hot sun soaking Texas parade. YOU just NEED water! Hey you all - even where I live in Minnesota it gets up to the upper 90’s and humid so - water is vital. Do you just go hide some place and sneak a drink of water so you don’t drink in front of the audience?

Yesterday was May 12th and the temperature was 93 here in Minnesota so everyone everywhere needs to break this rule at some point. Next I will share the how of getting a drink of water without breaking the clown code or rule. And may I add that in February in Minnesota when it is 20 degrees below zero the throat can get very dry doing an indoor program due to lack of humidity. By the way, the nice thing about Minnesota when it is 20 degrees below Zero is that it is a dry cool.

How to Take a Drink During a Performance:

The number one, most important key to breaking this rule is simply this: - make taking a drink a part of your show. Make drinking some water a comic “bit of business.”



Three Fun and Funny Routines for taking a Drink of Water During the Show or Parades:

1. **Coffee Break.** In my stage show I get a drink of water at least twice in every show. It also works in walk arounds. I simply stop the show and say... “Oh could you please wait a moment - need to take a quick coffee break.” This is odd and silly enough but I then bring out a bottle of water and take a drink. I make a funny face – like yuck. The kids tell me that it is not coffee. “Not coffee? Well that’s good because I don’t drink coffee.” After I put it away I add, “Wow - Can you imagine me on coffee!?!?” I then act a bit wired on caffeine. My show is so high energy and fast paced already so it is comical to think that. But for me that gets a second laugh from adults. I think that would get a laugh for anyone. Just a bit of business I came up with years ago – I am no longer drinking in front of an audience it is a “coffee break – which is pretty crazy during a show to imagine doing that so it takes the audience off guard. Later in the show I say... In England at this time of day they have a tea break so it is now tea time... I bring out the water bottle take a drink and make the face and say.... “That’s not tea!” Kids point out it is water... “oh good... I don’t drink tea.” Now it is a running gag. If a really hot day – I will do the bit later like this – “I need some Gatorade – Oh that’s not Gatorade... well that is good as I am not an athlete.”
2. **Two Clown Tea Bit:** Let’s say you have two clowns in your act and everything comes to a stop when one announces that it is tea time. OH my, the two get all busy and bring out two tea cups and one pours water into each little cup... both drink and make a funny face then say, “Oh that is not tea. Well that’s good – we don’t like tea!” Then it is on with the show.
3. **Spring Water.** I am sure you know the spring water gag. I don’t know who first came up with this funny bit... but they deserve a cool glass of water. It is basically a spring like a “Slinky” put into a cut in half plastic bottle (empty of course.) When the bottom half of bottle is released a long spring is seen holding the two halves of bottle together. For this gag to be added to taking a drink during the show. Do the above bit, such as “I need a coffee break” and do the drinking bit then to top it off put the bottle of water away in your suitcase or show trunk. They say it is not coffee it is water... bring back the bottle but actually switch it for an identical bottle with spring gimmick attached inside and say, “Oh, wow - that’s not coffee... that is spring water.” (Then you release the bottom half of bottle and show spring inside.)

Enjoy the laughter as you get a bit of much needed refreshment. You can break the rules if it is part of the act.



Norm is a Comedy Guy who likes Blueberry Pie. Learn more at: EntertainmentMN.com



Speakers and Classes at the 2022 TCA Convention

Karen DOTS Hoyer, Headliner

Clown + Puppet: A Relationship Built for Laughs
Mime: The Language of Clowns
Ten Essential Warm-ups - For Clown Solo or Ensemble!
Vaudeville Visiting for Nursing Homes and Senior Centers

Brittany ZOE Allen

Jr. Joey Workshops - Part 1 & Part 2
Marketing/Branding Workshop
Puppet Interactive Workshop

Norm Barnhart

Amazing Comedy Magic that is Amazingly Easy (Virtual)

Bronson Chadwick

Good Old-Fashioned Organic Magic

Becky SKEETER Deltenre

Beginning Balloons
Can Ministry Really Be Fun?
Face Painting - Split Cakes and Full Faces
Games Galore!

ROLY Gutierrez

Beginner Juggling
Intermediate Juggling
Spinning and Balancing

Aurora BEBOP Krause

Character Development
Simplicity of Clowning
Walk-Around Fun and Comedy Antics

Brenda FLOWER Marshall

Hospital Clowning
Puppets Alive!
Storytelling

Donna SWEETIE Mathews

Laughter Yoga



Diana BUTTONS McCurtain-Talbert

Bring on the Funny (Face)
How to Create Bling for Your Facepainting Jobs
Social Media and Your Business

Phil OTTO Nichols

Ventriloquism 101

Jean KITCAT Pirtle

Musical Clowning with the CCA Kitchen Band

Jane LADYBUG Kinney

Red Nose Readers

Teri HAPPY HEART Stokes

All About Balloons
Balloon Creations
Intermediate Ballons
Simple Balloons

Below are NOT Scheduled Classes but POSSIBLE Classes or Jams

Silly Songs & Super Easy Dances for Shows, Parties & Events - Brittany ZOE Allen
Possible JAM - Using Your Cricut to Make Stencils (face painting or tattoos) - Diana McCurtain-Talbert



**WE CAN'T WAIT TO SEE
YOU AT THIS YEAR'S TCA
CONVENTION!**

AUGUST 3-7, 2022