

A Publication of the Texas Clown Association

# Joey Journal

August - September 2024 Issue 22

[texasclownassociation.com](http://texasclownassociation.com)







# TCAboard

## PRESIDENT

Cinde "Boopsie the Clown" Sanders  
214-796-8122  
3316 Northaven Road  
Dallas, TX 75229  
magiccinde@hotmail.com

## VICE PRESIDENT

Randy "Fiddle Sticks" Payne  
281-636-6127  
1409 O'day Lot 82  
Pearland, TX 77581  
cactusballoons@yahoo.com

## SECRETARY

Margaret "Maggie" Clauder  
817-265-5696  
916 Wayland Dr.  
Arlington, TX 76012  
funnybusiness@yahoo.com

## TREASURER

Roberta "Squiggles" Hawes  
832-630-2155  
919 Chantilly Lane  
Houston, TX 77018  
rhawes55@comcast.net

## Sgt. At Arms

Ellis "Captain Amash" DePrima  
936-252-6928  
14860 Whitehorse Ln  
Willis, TX 77378  
ecdeprima@yahoo.com

## Past President

Patsy "Glitterbug" McMillan  
713-410-3698  
20806 Durand Oak Court  
Cypress, TX 77433  
mcglitterbug99@gmail.com

# Purpose of TCA

1. To promote, preserve, and improve the profession of clowning.
- 2 To provide the opportunity to study the art, history, and philosophy of clowning.
3. To educate its members and the general public in the wholesome and clean entertainment that is provided by the profession of clowning.
4. To provide news to the members of all clown events in the state of Texas.

# AREA DIRECTORS

## North Central

Breanda "Flower" Marshall (817) 319-3247  
7128 Oldham PL, North Richland Hills, TX 76180  
flowertc@flash.net

## North East

William "Wee-Bo" Beatty - (972)824-9614  
625 Hallvale Dr., Ft. Worth, TX 76108  
beatywilliam@ymail.com

## Panhandle/West

Linda "Greenie" Green - (432) 689-9579  
4204 Dawn Circle  
Midland, TX 79707  
greeniethelclown@hotmail.com

## South/Central

Kim "Tutti Frutti" Grice - (210) 827-5766  
106 Tallow Trail - San Antonio TX 78256  
kimotha78@gmail.com

## South East

Pam "Touche" Blacklock - (713) 240-3623  
4202 Namora Lane, Houston, TX 77080  
touchecca@gmail.com

# THE JOEY JOURNAL

Published Bi-monthly for Members of  
**The Texas Clown Association, Inc.**  
Greg "Zoots" Stanford, Editor

Letters to the Editor, articles and other related items should be emailed to [greg@joeyjournal.com](mailto:greg@joeyjournal.com) or addressed to The Joey Journal and mailed to 5407 Hooper Dr., Wichita Falls, TX 76306. Only letters addressed to the Editor which are signed will be considered for publication. Submissions accompanied by a stamped envelope with return address will be returned after publication. Submitted photographs may be black and white or color prints, please no slides, or copies. The preferred format is a digital copy in the "jpg" or "png" format.

**Advertisements:** Advertisements must be prepaid and camera ready. Rates: Back cover - \$80.00; Inside back cover - \$70.00; Full page - \$70.00; 1/2-page - \$40.00; 1/4 page size - \$25.00; and a business card size ad - \$10.00 an issue.

**Multiple placement discounts on ads are 5% for 3-5 editions and 10% for six editions. Payment must be received in advance.**

**Clownified ads:** Free to members if you have clown-related items for sale or donation. Vendor businesses not included.

**Publication deadlines:** On or before Dec. 1, Feb. 1, April 1, June 1, Aug. 1 and Oct. 1. Articles can be sent to [greg@joeyjournal.com](mailto:greg@joeyjournal.com) in the body of your email or in Word, Pages, or PDF format.

**Membership and Dues** - Regular membership: \$30.00  
Family (each add'l); \$20.00  
Junior Membership (age 10-15): \$17.50  
Senior Membership (over 90): \$20.00

Visit [www.texasclownassociation.com](http://www.texasclownassociation.com) for online or mail in membership application and renewal.

**Central membership mailing location:** Send all membership questions, dues, renewals, reinstatements, address changes and applications to TCA, Inc., P.O. Box 820, Hurst, Texas 76053.



# CONTENTS

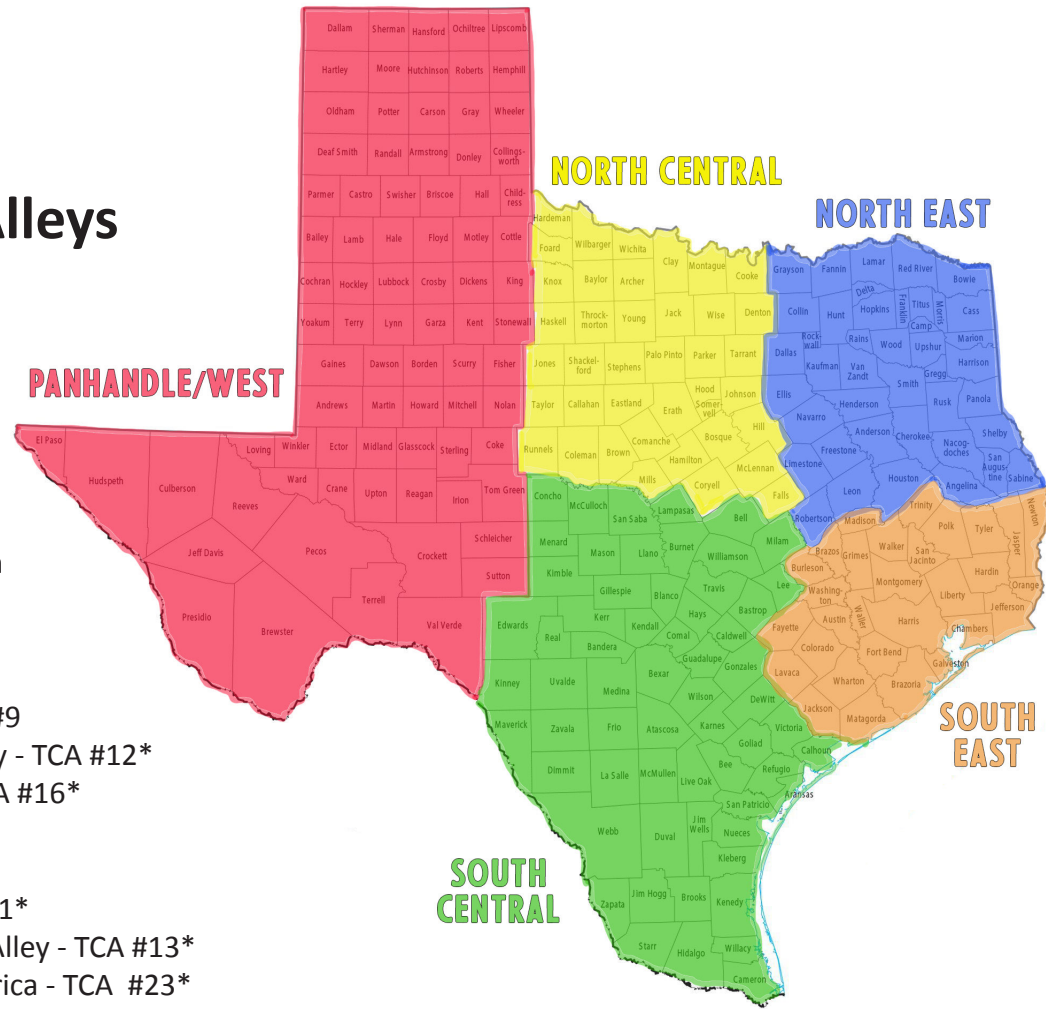
05	<b>A WORD FROM THE PRESIDENT</b> Check out Cinde Sander's first article as president.
07	<b>PAST PRESIDENT</b> Patsy shares so thoughts from the convention and looks to the future.
08	<b>FROM THE EDITOR'S KEYBOARD</b> Some words from Greg, the editor.
09	<b>SCHOLARSHIP WINNER REPORT</b> Voncille Cox shares her take on the convention. Voncille was a winner of a TCA scholarship this year.
10	<b>COMPETITION WINNERS</b> Check out the winners from this year's Convention competition. Photos by Heather Morrison
18	<b>CONVENTION PHOTO GALLERYS</b> Greg shares some of the fun pictures he captured at this year's convention.
20	<b>FROM THE ARCHIVE:</b> Here's an article on how to make your own clown wardrobe from the 2008 May/June issue.

Be sure to check out the TCA website  
[www.texasclownassociation.com](http://www.texasclownassociation.com)

**The members only password is:  
TCA24**

Be sure to connect to our official TCA facebook page - you can find the link on our website. Follow us and stay current with what is going on with.

## TCA Clown Alleys



**Panhandle/West Region**  
Oops Alley - TCA #2

**North Central Region**  
Cowtown Clowns - TCA #9  
Happi Tymes Clown Alley - TCA #12\*  
The Clown Arounds - TCA #16\*

**North East Region**  
Tejas Klown Club - TCA #1\*  
Texas Mid-Cities Clown Alley - TCA #13\*  
Payasos Latinos de America - TCA #23\*  
Cedar Creek Clowns - TCA #24\*  
Rosey Nose Clown Alley - TCA #25  
Memory Makers Clown Alley - TCA #26  
DFW Clowns "R" Us - TCA #

**South East Region**  
Space City Clown Alley - TCA #6\*  
Montgomery County Clowns - TCA #11\*  
Cheeful Clown Alley - TCA #14  
Coastal Confetti Clowns - TCA #18\*

**South/Central Region**  
Jolly Joey Clown Alley - TCA #19  
The Clown Alley - TCA #15

\*Inactive Alleys



## From the Circus Tent of the Red Nose in Charge

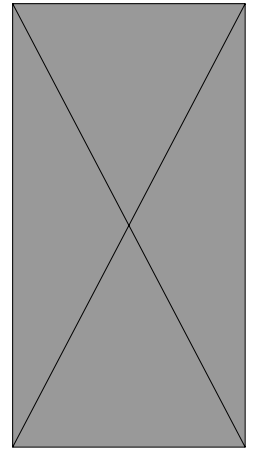
by Cinde "Boopsie" Sanders  
2024/2025 TCA President

Whew! What a whirlwind! The TCA Convention was an exhilarating three and a half days of education, entertainment, fellowship and fun. It was held during International Clown Week, and we embraced the joy of clowning through performance and interaction both with each other and the public. Let's Bump a Nose to Cheerful Clown Alley for producing an excellent and memorable convention. Let's see if I can recap...

*Bonus workshop cartooning with David Pitts, amazing balloon décor by Teri Stokes, Jams, unique vendors, headliner Kelly Ballagh with shows, character classes, stickers and improv, red sponge noses with cowboy hats, auctions, Yummy Ice cream, tips with Kornpop, balloons, face painting, bubbles, games, hospital clowning with Kathy Keaton, cupcakes and circus snacks, storytelling, photo coaching, puppets, 9 points of laughter, competitions, general meeting, a fun banquet, awards, new executive board, new ambassador and finally a worship breakfast.*

See what I mean? I am pooped, but also feeling the afterglow of such a busy and joyful experience!

I am deeply honored to be elected President of this wonderful family of clowns and entertainers. My plan is to visit each active alley throughout the year to offer support and share ideas. I am excited to introduce my theme for the year. Get Just One! Imagine the impact if every member of every alley invited Just One person to visit and join their group. This simple act can double our membership, multiply the smiles we spread across Texas, and spark a ripple effect of new clowns bringing joy to even more people. Let's all strive to welcome Just One more clown into our alleys and watch our community flourish. Here's to a fantastic year ahead filled with laughter, growth, and new connections!





Meet the new TCA 2024/2025 executive board

- President Cinde “Boospie” Sanders
- Vice President Randy “Fiddle Sticks” Payne
- Secretary Margaret “Maggie” Clauder
- Treasurer Roberta “Squiggles” Hawes
- Sargent at Arms Ellis “Captain Amash” DePrima
- Past President Patsy “Glitterbug” McMillin
- South East Representative Pam “Touche” Blacklock
- Pan Handle Representative Linda “Greenie” Green
- Northeast Representative William “Wee-Bo” Beaty
- North Central Representative Brenda “Flower” Marshall
- South Central Representative Kim “Tutti Frutti” Grice



Please feel free to reach out to any of us. We are here to help you be the best YOU, you can be and to help the art of clowning Grow and Prosper.

Cinde “Boospie” Sanders  
2024/2025 TCA President

## A Word from the Past Prezzzzz . . . . .

by Patsy “Glitterbug” McMillan

The 2024 TCA Convention has come and gone and with it my position as your President. It is with mixed emotions that I write this article - I am totally humbled that you allowed me to serve for the past three years in the office of President of TCA, but do not fear I am still near as I get to continue serving as your Past President I have the utmost confidence that Cinde Sanders will do a fantastic job and am looking forward to TCA’s future.

Just a quick word about the roles some people undertook during the convention that was completely out of anybody’s thought process of what their job might consist of. I am talking about TCA’s new category of “water boy” – it seems Greg Stanford and Rudy Rosales were employed as assistants to the decorating team. The water to fill those vases consisting of Orbeez Water Beads took many trips from some unknown location and they are hailed as unsung heroes of the decorating team.

I am looking forward to the 2025 TCA Convention and am totally grateful for Cowtown stepping up to embrace a new way of doing convention. As we all know, we can’t please everyone – but it is a step in finding out if something else may work. Please keep in mind it is never too early to start thinking about the 2026 TCA Convention.

Again, I am totally grateful for the confidence and assistance given to me during my term as your President but am saddened and happy to relinquish the title to someone else.

Your friend,  
Patsy “Glitterbug” McMillan





## The Editor's Keyboard

by Greg "Zoots" Stanford

Greetings from the keyboard of the editor. I hope you enjoy the articles and pictures from this last convention. One of the great things about convention is learning from each other. One of the great things about the Joey Journal, is we can learn from each other. Why not share something you've learned or an idea you have for a show, a trick or a gag? Who knows who you will inspire.

We love to read your updates, see your pictures and being digital, we can even watch your videos if you share a link! Start thinking today about what you could write about for the upcoming October/November issue. Do you have a Halloween or Thanksgiving routine? Have you altered a trick to make it fit a holiday theme? Let your creativity run wild!

I am working on putting together a special edition magic focused issue. If you have an area or idea connected to magic that would be a benefit to others, send it in. If you have connect to someone who both writes and performs, drop them a note to see if they would submit something or send me their contact info and I will contact them. Thanks!



## Scholarship Winner's Convention Report

by Voncille "Dimple" Cox

The convention this year was a great one! There were so many classes to choose from. The first day there were several in attendance at the Cartoon Class: Telling your story in Pictures and Words by the great David Pitts. He explained the difference between children and adults in drawing and how to draw the cartoon look. We even learned to draw a metal man (that was not the word David used). It reminded me of Judy, the Jetson's maid!



The class on Line Work for Face painting by Bonnie Villa was really informative. She showed how to paint using one stroke and how fast it is to paint using this. Bonnie explained how to take face painting up a notch by making and using bling. Those in attendance learned how to make unicorn horns for this purpose. She also explained how to sell and event for more by selling the package using bling.

Kelly Ballagh's class on Pack Small Play Big was one not to miss! He brought out the fact that large props are hard to pack and transport. His collapsible advertising was impressive as was his small mic system. One of the most valuable tips he stated was to "pack your own props" and "be in charge of your own sound system". For quick change costuming, his tip was to use elastic on shoes. Questions to ask are: is the event/show to be inside or outside? What type flooring is there? Is it upstairs? If in a house, is there carpet? If you missed this class, you missed out on good info especially if you are a new clown or entertainer.

Aurora Kraus did a great job on her class The Clown Photo Shoot. She gave me tips on how to improve my business cards by using a signature prop. I used to do this when I did balloons.

I didn't get to attend all the excellent classes that were provided. I hope each of you attended all the classes you wanted. I know Hardy, my grandson, attended several classes this year. On the drive home we discussed a couple of the ones he attended. He was impressed with the improv class, sticking stickers and absolutely loved the puppet class with Lynette Tello.

I was disappointed that the face painting competition didn't make but maybe it will in the future. I entered the balloon competition and found out what I already knew, my time for making balloons has passed. I only entered for there to be a competition. I'm passing the torch on to the younger generation. Bump a nose!!






# 2024 COMPETITION AWARD WINNERS

COMPETITON PHOTOS BY HEATHER MORRISON


# SINGLE BALLOON

# MULTIPLE BALLOON


**1st Place**  
Michelle Moerbe



**1st Place**  
Michelle Moerbe



**2nd Place**  
William Beaty



**2nd Place**  
William Beaty

**3rd Place**  
Joe Lester



**3rd Place**  
Stephen Davidson





# PERFORMANCE

**1st Place**  
"Trees"




**2nd Place**  
"Tight Rope"

**3rd Place**  
Ellis DePrima - "Tin Whistler"



# MAKEUP

**1st Place**  
Savannah Canales



**2nd Place**  
Cynthia McGowen



**2nd Place**  
William Beaty



**3rd Place**  
Patsy McMillan





# SKITS

# SINGLE PARADEABILITY

**1st Place**  
"The Kings Papers"



**1st Place**  
Patsy McMillan - "Hair"



**1st Place**  
William Beaty -  
"Biggest Dum Dum in Town"



**2nd Place**  
"Movie Fiasco"



**2nd Place**  
Rey Canales - "Coffee"

**3rd Place**  
"That Darn Clog"



**3rd Place**  
Michelle Lewis -  
"Wagging Train"





# GROUP PARADEABILITY

1st Place  
"Trashy"



2nd Place  
"Etch That Sketch"



3rd Place  
"Clean-up Town"



# BEST ALL AROUND CLOWN



William Beaty











# The Joey Journal

The Texas Clown Association



from the 2008 May/June issue. Editor Kay Quittner

## A "How To" Guide - Making Your Own Clown Wardrobe

If you are a new clown, a clown on a budget, or a very creative clown, you might be wondering how to make your own costume without spending a bundle. Do you sew or know someone who sews? If you do, here are some tips for putting a new clown wardrobe together.

Start with a pattern. If you look in the Simplicity or McCall's pattern books, you'll likely not find a clown costume pattern other than the Halloween variety. What you have to do is shop with clown eyes. What pattern would make a good pair of pants or bloomers? Look at pajama pants or shorts with an elastic waist. What about collars? Look at blouses or dresses with large collars or bows. Baby doll tops are very popular right now. They can be made from bright fabrics, add some pockets, and Voila! You've got a clown top. How about a vest? Typical vest patterns can be made with fun fabrics to become quite "clowny." Look at apron patterns. Those can be adapted to become overskirts or pinafores.

You probably want to consider purchasing your pattern in a larger-than-usual size. Traditionally, pajama pants, aprons, and many skirts don't have pockets. Add side seam pockets as well as patch pockets to make your wardrobe pieces more functional.



What about fabrics? Poly/cotton blends are easiest to care for. Lighter weight fabrics can be used for blouses, but if they are thin, you must line them. Stay away from: 1) rayon and rayon blends - limp, 2) open weave fabrics - stretch out of shape and shrink, 3) 100% cotton - fades, wrinkles, and must iron, and 3) anything needing to be dry cleaned - expensive.

For pants and vests - Trigger (a durable poly/cotton blend) seems to be the most resilient. It comes in a variety of bright colors and washes well. You will probably want to line your pants or vests with cotton broadcloth for comfort. Don't forget, shorter makes for more fun clown pants. You want them to see your socks!

Remember to add "back interest" to your costume. Large buttons or bows on the back of your vest will add some pizzazz. Pin these on for ease in laundering. Striped, bright colored, or checkered suspenders will add fun to your wardrobe as well.

When you make your vest, keep in mind that you'll want inside pockets and large armholes. Use snaps, frogs or hook and loop closures. Shirts go on AFTER you are in makeup, so watch necklines - maybe add a zipper.

Hat examples are available in the pattern catalogs or try using a hat form and covering it with a complimentary fabric. Add ribbons, ric rack, bows, feathers, flowers and bling.

These hints work well for Whiteface and Auguste clowns, but what about Tramps or Hobos? Visit your local resale shop and search for old suits. You can probably get one for under \$10. Several things can be done to distress it: wash it in the washing machine, run over it with the car, use sand paper on it, splatter paint on it. I've even heard of shooting it with buckshot. Sew on elbow and other patches of mismatched fabrics. Add a frayed piece of rope for a belt, holey socks, worn out shirt, and an old hat to finish it off. Don't forget to make the inside of the jacket distressed, too. The key here is to look old and dirty, not be old and dirty.

If clown shoes are not in your budget right now, start with decorated sneakers. Use fabric paints, sequin patches, beads, bright laces, lacy laces, etc. Wait on buying your clown shoes until you find your true character.

Hopefully, these hints and tips have been helpful in getting you on the right path to making your own clown costume. Now . . . put your face on, get out there and clown!





