

A Publication of the Texas Clown Association

# Joey Journal



December 2024 - January 2025 Issue 24

[texasclownassociation.com](http://texasclownassociation.com)

## Cooking Up a Kitchen Band



### Refresh: Revitalizing Your Show

Cinde Sanders, pg. 5

### Making Happy Hearts

Aurora Krause, pg. 9

### Being Real

Brenda Marshall, pg. 10

### How Can You Mend A Broken Heart?

Dal Sanders, pg. 12





# TCAboard

## **PRESIDENT**

Cinde "Boopsie the Clown"  
Sanders  
214-796-8122  
3316 Northaven Road  
Dallas, TX 75229  
magiccinde@hotmail.com

## **VICE PRESIDENT**

Randy "Fiddle Sticks" Payne  
281-636-6127  
1409 O'day Lot 82  
Pearland, TX 77581  
cactusballoons@yahoo.com

## **SECRETARY**

Margaret "Maggie" Clauder  
817-265-5696  
916 Wayland Dr.  
Arlington, TX 76012  
funnybusiness@yahoo.com

## **TREASURER**

Roberta "Squiggles" Hawes  
832-630-2155  
919 Chantilly Lane  
Houston, TX 77018  
rhawes55@comcast.net

## **Sgt. At Arms**

Ellis "Captain Amash" DePrima  
936-252-6928  
14860 Whitehorse Ln  
Willis, TX 77378  
ecdeprima@yahoo.com

## **Past President**

Patsy "Glitterbug" McMillan  
713-410-3698  
20806 Durand Oak Court  
Cypress, TX 77433  
mcglitterbug99@gmail.com

# Purpose of TCA

1. To promote, preserve, and improve the profession of clowning.
- 2 To provide the opportunity to study the art, history, and philosophy of clowning.
3. To educate its members and the general public in the wholesome and clean entertainment that is provided by the profession of clowning.
4. To provide news to the members of all clown events in the state of Texas.

## AREA DIRECTORS

### **North Central**

Breanda "Flower" Marshall (817) 319-3247  
7128 Oldham PL, North Richland Hills, TX 76180  
flowertc@flash.net

### **North East**

William "Wee-Bo" Beaty - (972)824-9614  
625 Hallvale Dr., Ft. Worth, TX 76108  
beatywilliam@ymail.com

### **Panhandle/West**

Linda "Greenie" Green - (432) 689-9579  
4204 Dawn Circle  
Midland, TX 79707  
greeniethelclown@hotmail.com

### **South/Central**

Kim "Tutti Frutti" Grice - (210) 827-5766  
106 Tallow Trail - San Antonio TX 78256  
kimotha78@gmail.com

### **South East**

Pam "Touche" Blacklock - (713) 240-3623  
4202 Namora Lane, Houston, TX 77080  
touchecca@gmail.com





# THE JOEY JOURNAL

Published Bi-monthly for Members of  
**The Texas Clown Association, Inc.**  
Greg "Zoots" Stanford, Editor

Letters to the Editor, articles and other related items should be emailed to [greg@joeyjournal.com](mailto:greg@joeyjournal.com) or addressed to The Joey Journal and mailed to 5407 Hooper Dr., Wichita Falls, TX 76306. Only letters addressed to the Editor which are signed will be considered for publication. Submissions accompanied by a stamped envelope with return address will be returned after publication. Submitted photographs may be black and white or color prints, please no slides, or copies. The preferred format is a digital copy in the "jpg" or "png" format.

**Advertisements:** Advertisements must be prepaid and camera ready. Rates: Back cover - \$80.00; Inside back cover - \$70.00; Full page - \$70.00; 1/2-page - \$40.00; 1/4 page size - \$25.00; and a business card size ad - \$10.00 an issue.

**Multiple placement discounts on ads are 5% for 3-5 editions and 10% for six editions. Payment must be received in advance.**

**Clownified ads:** Free to members if you have clown-related items for sale or donation. Vendor businesses not included.

**Publication deadlines:** On or before Dec. 1, Feb. 1, April 1, June 1, Aug. 1 and Oct. 1. Articles can be sent to [greg@joeyjournal.com](mailto:greg@joeyjournal.com) in the body of your email or in Word, Pages, or PDF format.

**Membership and Dues** - Regular membership: \$30.00  
Family (each add'l); \$20.00  
Junior Membership (age 10-15): \$17.50  
Senior Membership (over 90): \$20.00

Visit [www.texasclownassociation.com](http://www.texasclownassociation.com) for online or mail in membership application and renewal.

**Central membership mailing location:** Send all membership questions, dues, renewals, reinstatements, address changes and applications to TCA, Inc., P.O. Box 820, Hurst, Texas 76053.

## > CONTENTS

05	<b>REFRESH: A GUIDE TO REVITALIZING YOUR CLOWN SHOW AND PROPS</b> Cinde Sander helps us work over our shows and props.
07	<b>"BEE" A PART OF THE HIVE IN 2025</b> Brenda Marshall gives us a sneak peak into the 2025 TCA Convention.
08	<b>TCA CONVENTION 2025, BEE THERE!</b> Martha Warren gives us more teasers for the upcoming convention.
09	<b>MAKING HAPPY HEARTS</b> Aurora Krause reminds our clowns should be touching the hearts of people.
10	<b>BEING REAL</b> Brenda Marshall shares here insight into developing your clown character.
12	<b>HOW CAN YOU MEND A BROKEN HEART?</b> Magician Dal Sanders shares fun Valentines Day magic routines.
14	<b>COOKING UP A KITCHEN BAND:</b> Randy Payne shares how Cheerful Clown Alley has refreshed their decades old Kitchen Band.
16	<b>WANNA BE A HOSPITAL CLOWN?</b> Kathy Keaton shares with us the art of hospital clowning and more.
17	<b>AREA ALLEY REPORTS</b> Keep up with what's going on around the state of Texas.

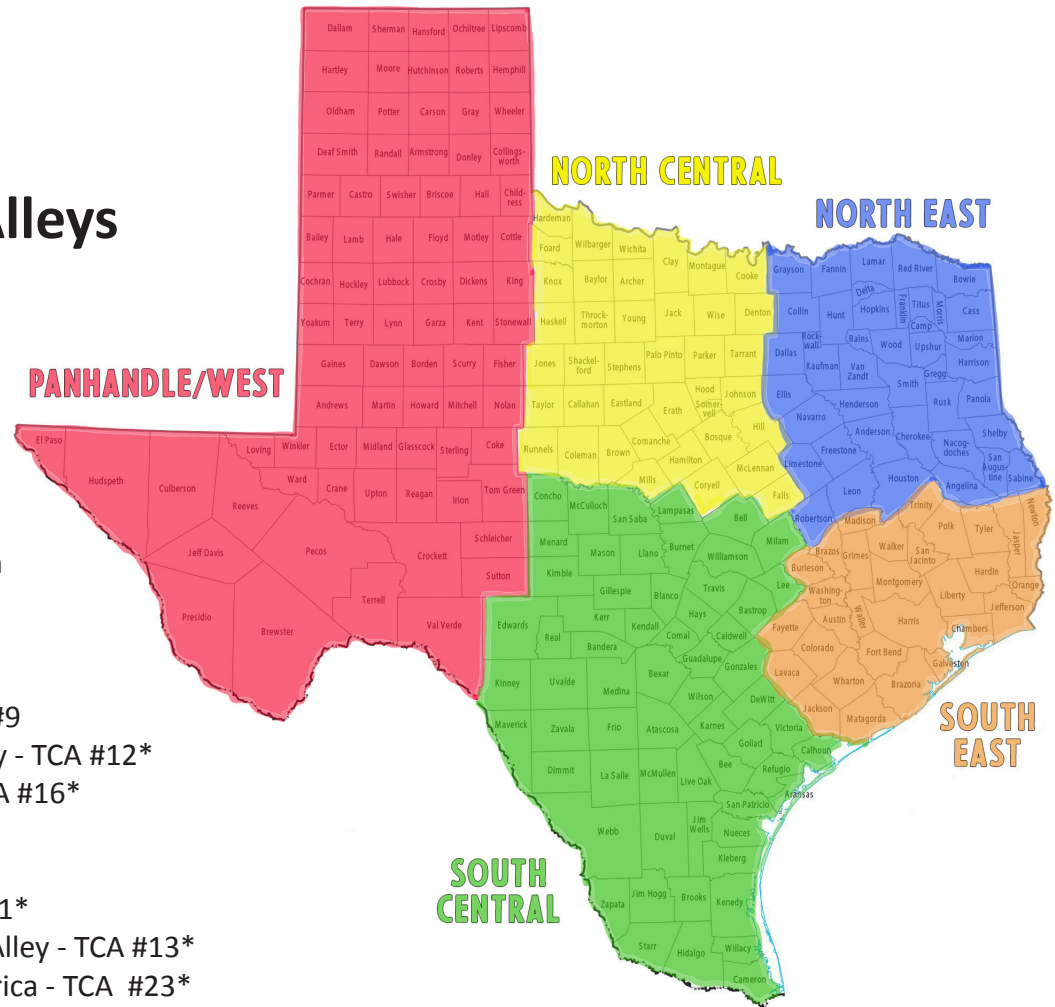
Be sure to check out the TCA website  
[www.texasclownassociation.com](http://www.texasclownassociation.com)

**The members only password is:**  
**TCA24**

Be sure to connect to our official TCA facebook page - you can find the link on our website. Follow us and stay current with what is going on with.



## TCA Clown Alleys



### Panhandle/West Region

Oops Alley - TCA #2

### North Central Region

Cowtown Clowns - TCA #9

Happi Tymes Clown Alley - TCA #12\*

The Clown Arounds - TCA #16\*

### North East Region

Tejas KlowN Club - TCA #1\*

Texas Mid-Cities Clown Alley - TCA #13\*

Payasos Latinos de America - TCA #23\*

Cedar Creek Clowns - TCA #24\*

Rosey Nose Clown Alley - TCA #25

Memory Makers Clown Alley - TCA #26

DFW Clowns "R" Us - TCA #

### South East Region

Space City Clown Alley - TCA #6\*

Montgomery County Clowns - TCA #11\*

Cheeful Clown Alley - TCA #14

Coastal Confetti Clowns - TCA #18\*

### South/Central Region

Jolly Joey Clown Alley - TCA #19

The Clown Alley - TCA #15

\*Inactive Alleys



## From the Circus Tent of the Red Nose in Charge

### REFRESH: A Guide to Revitalizing Your Clown Show and Props

by Cinde “Boopsie” Sanders

2024/2025 TCA President

It is a new year so let's take this time to renew and refresh our clown show and props. As clowns, we bring joy, laughter, and wonder to the audience. But even the funniest acts and brightest props can lose their luster over time. That's why it's important to take a step back and **REFRESH!** Here's a simple acronym to guide you through the process of cleaning, organizing, and reinvigorating your clown show and props.



#### Reevaluate Your Act



Take a critical look at your performance. Are there jokes, tricks, or bits that feel outdated or stale? Consider incorporating new routines or updating existing ones to keep your show fresh and engaging. Ask for feedback from peers or record your act to identify areas for improvement.

#### Examine Your Props



Inspect all your props and costumes. Are they clean, functional, and visually appealing? Check for wear and tear, such as broken mechanisms, frayed fabric, or faded colors. Replace or repair anything that doesn't meet your high standards.

#### Freshen Up Your Look



Your appearance is a big part of your clown persona. Take time to refresh your makeup style, costume, and accessories. Experiment with new color combinations or design elements that align with your character's personality while keeping your look professional.



### Restore and Revitalize



Deep clean your props and costumes to give them a new lease on life. Use appropriate cleaning supplies for different materials—gentle detergents for fabric, polish for metallic props, or disinfectant for items handled frequently. This step ensures your props are hygienic and visually stunning.

### Eliminate Clutter



Over time, we all accumulate items we don't need. Go through your storage space and declutter. Donate or discard props and costumes you no longer use. A tidy, organized workspace makes it easier to focus on your craft.

### Simplify Your Setup



Consider how you transport and set up your show. Can you streamline your process? Compact, multi-functional props and well-organized bags or cases can save time and reduce stress before performances.

### Hone Your Skills



Finally, dedicate time to practicing your craft. Whether it's juggling, balloon twisting, or slapstick comedy, refining your skills can breathe new life into your act and keep your audience entertained.

By following the **REFRESH** method, you can ensure your clown show remains vibrant, professional, and full of joy. Remember: a little effort goes a long way in keeping the magic alive for your audience!



## **“Bee” a Part of the Hive in 2025!**

by Brenda “Flower” Marshal

Cowtown Clowns is happy to host a condensed version of the annual TCA Convention in Fort Worth, TX, September 12-14, 2025.

Our special guest for education and entertainment is Eugenio “Chagy” Adorno. Chagy is well known around the globe as a world class juggler, magician, mime, clown, humorous entertainer, and creative evangelist that teaches in both English and Spanish.

The location, the Radisson Hotel at Fossil Creek, in North Fort Worth will be familiar to attendees because Cowtown hosted the TCA convention at this same hotel in 2019. The Radisson has offered us a flat room rate of \$119.00 per night + taxes, with up to 4 people in a room. This includes a free, hot buffet breakfast served from 6:30 – 9:00 AM, for two people in each room. If there are more than two people in the room, the extra guests would need to purchase the breakfast.

There will be incentives for staying with us at the hotel, so keep your eyes open for information...coming soon!

The hotel rates will apply Thursday through Saturday night. Attendees and vendors are encouraged to arrive on Thursday, September 11th, and stay Saturday night, leaving on the 14th. We will have some welcome activities Thursday evening, and education opportunities will begin bright and early on Friday. There will be dinner and entertainment, included in the registration, on Saturday evening and a worship service at 9 AM on Sunday morning.

Parking on the hotel property is free to guests.

The hotel has an in-house restaurant and within walking distance there is a Subway, a Donut Shop, McDonald’s, and Cracker Barrel.

The only thing missing from this convention would be the standard competition. According to the TCA Convention Guidelines/Recommendations, “Education is the main focus of the convention,” and we intend to concentrate on some of the usual classes as well as some “out of the box” education opportunities.

We hope you plan to join us and Bee a Part of the Hive in 2025. Bee funny!





## TCA Convention 2025, BEE There!

by Martha "Miss Cookie" Warren

Hello Happy Clowns!!!

The members of the Cowtown Alley are looking forward to seeing you in Fort Worth at the 2025 convention! Come and Bee part of the Hive on September 11-14! Everything will Bee Buzzing at the Radisson Hotel Fort Worth...

Check this issue for the registration form and details.

We have a great headliner, Chagy! As well as lecturers you've never seen before! So much fun is in the works to keep the Bee Hive alive! There will BEE Drawings, a Silent Auction, Raffles...and hopefully our famous "ticket" lady, Jeannie Beannie will Bee there! Plans also include Open mic/Peoples choice, Paradability, and more. The vendor room will have several vendors, with great selections of items. Miss Cookie will Bee there, to help the 1st Timers get started with clothing & props!

All of this for a great price of only \$145....and all registrants will have the opportunity to send in their picture (for a small price), to be placed in the hive... more details to come....

Bee Ready Everyone...Bee Here in September...Bee Happy!!!

Can't wait to Buzz around and see your sweet honey faces!!!

Bee Hivefully Yours,

Martha aka Miss Cookie







## Making Happy Hearts

by Aurora "Bebop" Krause

I keep on-hand an important quote that I really like because it plays a part in my approach to clowning. The quote is: "The Head thinks, the Hands labor but it is the Heart that laughs" --Liz Curtis-Higgs. I find that this is something that we should all keep present in our minds. We are out there in funny cloths, big shoes and red noses because we what to make hearts laugh, be joyfully and pleasantly distracted, even if only for a moment.

**"The Head thinks, the Hands labor but it is the Heart that laughs." --Liz Curtis-Higgs**

After incorporating what I've learned at clown conventions and countless clown workshops I've added my focus, and that's to make happy the hearts of all of those that Bebop encounters.

I'm not talking about just at Caring Clown venues, although this certainly should be the goal of every Caring Clown. What I'm thinking about is all of us who 'clown-up' must remember to add a light-hearted approach to our clowning antics. It's been said that unless we've walked in someone else's shoes we don't know their story. We have no idea what heavy load they may be carrying. All we know is that this day we're 'in-clown' and have the opportunity to lighten someone's load by bringing a little joy into their day.

I was recently clowning at a nursing home that I go to on a regular basis. I do a 45 minute show called "Music, Magic and More" in their dining room. I always acknowledge everyone present. Many times they look alert yet quiet and reserved, and then when I talk to them they share how much they enjoyed the music and the show. One particular day I was getting so much energy from an elderly lady who was outwardly enjoying everything I was doing. She literally wanted to jump out of her wheelchair and join me up front. So, of course I made her my helper, a Queen complete with tiara as she assisted me with a magic routine.

At the end of the show I went to thank her for her assistance and mentioned how much I loved her Happy Heart. She said 'there's nothing wrong with my heart honey, it's just in this old package waiting to be made happy'. She went on to tell me how much she loved music and how she use to dance many years ago. So, regardless of where our clowning adventures take us, we need to clown for all those hearts that are out there just waiting to be made happy.

Visit bebop at: [www.bebopsworld.com](http://www.bebopsworld.com)





## Being Real

By Brenda "Flower" Marshall

A face, a costume, maybe even a trick or two...and then what? It is easy to find the characteristics of a clown, but you only become 'real' when you find your clown's character. As soon as an audience sees you, they begin assessing your character. Once they see the red nose there are expectations of fun and frolic. So, after a moment or two, it is not enough to look like a clown. You must be the clown.

It is like the difference between unflavored gelatin and JELL-O. They are the same consistency, and you can even add food coloring to the gelatin, so they look the same. But it is only when you add flavoring that the gelatin becomes enjoyable. The personality, or flavor you add to your clown is what distinguishes you from any other performer and provides an enjoyable experience for your audience.

Great characters do not just fall from the sky. Choosing different elements out of thin air and trying to assemble them into a whole can be a futile effort. Silly voices and odd mannerisms are not the goal. Rather, the journey to a believable clown character begins by looking inside yourself.

Clown bios, those lists of questions like, "Where was your clown born?" and "Does your clown like ice cream?" do not really seem helpful to me. The only thing an audience will know about your character is what they see. Whoever you are is only revealed through action, not mental images, and emotional checklists. A clown bio may have some value to the performer but not so much to the audience – they do not even know it exists. Audiences see you only in the here and now. It is important to wear your (clown) heart on your sleeve.

Clown characters must be believed to be believable. The best characters always seem natural; never forced. There is no point in trying to be a character you do not like or believe in yourself. It is important that you develop a character you love – and love to perform. Be the clown you want to be – not the clown you think you should be. Do not judge or censor your creativity. Let go of the stereotypes

and expectations that the world (and/or your clown group leader) heaps upon you.

There are many ways to explore and discover your clown character and they all seem to begin with honesty. Being truthful with yourself is the first step to being honest with your audience. Finding a clown character is not about being somebody else. It is about discovering the clown in you.

You may want to begin by exaggerating your own personality. If you are naturally shy, your character might be completely silent. Or you could experiment by approaching your character with opposite characteristics. The shyness would then turn into a boisterous, maybe even raucous clown persona. Your character could become the fulfillment of something you have always wanted to be. But be careful here. In eagerness, some clowns exaggerate a specific aspect of their character beyond bounds of plausibility. They offer up caricature instead of character. That might work at a distance, but it can be detrimental up close where many of us work with our audience.

It is important to define the prominent features of your character. Concentrating on these choices will allow you to be consistent and identifiable. As your audience gets an idea of how you act and react, they will better understand and enjoy your performance. Then you can develop your character by fleshing out these choices consistently.

Clowning is a celebration of everything society does not want us to be. Pretty or handsome, honest, and levelheaded, smart, and successful; these are admirable traits. But clowns embrace being simple-minded, goofy, cunning and a thousand other things that we might try to avoid in polite society. Good clown characters are never afraid to reveal their vulnerabilities.

Do not substitute description for character. "I'm happy, happy, happy," says one clown. "I'm sad, sad, sad," says another. Locking a character into a superficial description is boring, boring, boring!



Happy and sad, yes. And joyful, stupid, graceful, clumsy, eccentric, surprised, idiotic, and charming and...do you see the point? After all, it is safe to assume that we have been (or are or will be) all these things in our everyday lives. Why would we think that our clowns would not be the same?

Become an observation junkie! Be aware of everything and everyone around you. Watch other people in everyday life, their attitudes, their actions, and their reactions to life happening around them. Watch other artists (not exclusively clowns). Do not just watch...observe. How do others incorporate life experiences into their performance? (A word to the wise here...be aware of the fine line between being inspired by another performer and copying their character and/or material.)

For the clown character there can be many "Aha!" moments. Your clown should be seeing the world through new eyes every day. Have you ever watched a five-year-old playing, or just going through the daily stuff in life as we know it? It seems that everything they encounter is brand new, and they have never seen it before in their "vast" life experience. Their reactions to everyday items and situations are genuinely funny to those of us who have been there...done that.

As you experience your clown character, use new eyes to see everything around you. Put away the things you already know about an item or something that is happening around you and discover it for the very first time. What your clown sees may help define who this character really is.

Use what you learn in these discoveries to connect with your audience. Sometimes your audience will come right along with you on the journey. At other times, if you are way off base and your audience is made up of children, they will engage by setting you back on the right path. The details of your clown character will come naturally as you spend more time in front of an audience.

Clowns are not actors. We never have the luxury of a "fourth wall." Even on stage, we are constantly involving those who are watching. More often than not, we find ourselves within arm's reach of

our audience. Inches away, it is critical that we are believable and convincing. Clowns recognize the familiar and make it bigger, brighter, and broader. Our characters need to be extraordinary, but balanced, larger than life, but proportionately so.

Once you know more about the clown within you, the easier the mechanics of clowning can become. Choosing a costume, deciding on performance pieces, even what to spend your money on in those always tempting vendor rooms can be much easier when you know who your clown is and who your audience is as well.

One important thing to remember along the clown character journey is that there is always room to grow. Developing a clown character is not something you work on for a day or two and then set aside. It is a journey of self-discovery that you can never really finish.

After a period of time (much longer than most of us would like!) you will get increasingly comfortable in your clown "skin." But do not let that make you complacent with your character. Always be open to learning new things and adding new characteristics to bring more depth and add more entertainment value to the clown in you. As you learn and change, your clown character will too. As your life grows richer in experience, your clown's life grows too.

Character is important. Real, solid, consistent, and identifiable character is the gift we give to our audiences in return for their attention.

Steve Dawson, a well-known magician, said, "Clowns speak of their performances coming from the heart. If you absolutely love your art and your audience, you will prepare yourself to entertain them. If the result is not entertainment, your love is misguided and incomplete. Audiences show their love to a performer by applause. Performers ultimately show their love for their audience by causing them to applaud."





*Dal Sanders*

# *The Magic Maniac*




Valentines Day is right around the corner and I thought you might like to be prepared. Here are a couple of impromptu looking magic bits that are themed for Valentines Day and are a lot of fun to perform. The First is called...

## *HOW CAN YOU MEND A BROKEN HEART?*



**EFFECT:** The magician puts a candy heart inside a paper towel and smashes it to pieces with a hammer. Magically, when the Paper Towel is opened again, the heart is unharmed.



**SECRET:** The paper towel is actually TWO pieces of paper towel, glued together, with a second Candy Heart concealed inside. The magician folds the gaffed paper towel in half and puts the second heart inside the folded towel. He then takes a hammer and smashes the hidden candy to pieces taking care not to harm the other candy heart. When the towel is opened, the heart is restored and the magician takes the paper towel, wads it up, and puts it in his pocket. If the spectator asks to see the towel, the magician will simply pull a different paper towel out of their pocket.



**SET UP:** To do this trick you will need three paper towels, two candy hearts, a glue stick and a hammer. To start, take one of the paper towels and wad it up and put it in your pocket. Leave the other two connected. Take a glue stick and put a strip of glue down the three open ends to create a paper towel pouch. Put one of the candy hearts inside the pouch before closing it. Allow the glue to dry. Once the glue is dry, put the paper towel packet on your table with the duplicate candy heart on top of the hidden one. This will conceal the hidden heart.

**PERFORMANCE:** Tell your spectators that you will demonstrate how to mend a broken heart, but first you have to break a heart. Show the the candy heart and fold the paper

napkin over it. When you do that move the heart away from the hidden one. Allow your spectator to feel the heart that is hidden in the packet and then put it back on the table. Then get a hammer and smash the hidden heart. Show the spectators that the heart is truly





broken but when you reopen the folded napkin showing the undamaged heart. Hand them the heart to inspect (or eat) and put the napkin in your pocket. If the spectator wants to see the napkin, hand them the other napkin.

The method of this trick can actually be used with any hard candy. You can use it with candy canes at Christmas or Smarties any time of the year. Last week a kid asked me if the trick can be used with lolly pops. Except for the possibility of the stick revealing the secret, I don't see any reason why a flat lolly pop wouldn't work. Especially if you used those lollys with a curved, flexible stick.

And now for something very different...

## ***SEALED WITH A KISS***

**EFFECT:** This trick is based on an old trick called "The Penetrating Ash". In this trick the magician has their spectator "blow them a Kiss". He appears to catch it and then he then throws it back for them to catch it. They miss it but it appears on the back of their hand.

**SET UP:** The magician draws lips on the inside of his left hand on his fingers. The top lip is on the index finger and the bottom lip is on his middle finger.

**PERFORMANCE:** Ask the spectator to stand in front of you and hold their hands out towards you, palms up. Tell them to come a little closer and physically take their hands to gently pull the person a little closer. At the same time touch the back of their hand lightly with your left hand and transfer the lipstick marks on your index and middle fingers to the back of their right hand. Ask them if they are right or left handed. Whatever they say tell them to keep their right hand palm up and throw you a kiss with their left hand. Pretend to catch it with both hands. Tell them you are going to throw it back and they have to catch it with both hands. Have them look into their hands and there is nothing there. Tell them you must have missed and have them turn their right hand over. They will find the lip marks and be AMAZED.



As I said, these two Valentine's tricks are based on some very old methods. What are some other old methods that can be modernized or even themed for a holiday?

*Always Believe in Magic...*

— Del Sanders



## Cooking Up a Kitchen Band!

by Randy "Fiddle Sticks" Payne

Cheerful Clown Alley has had a program for the community for decades called the CCA Kitchen Band. In August of 2024 changes were made to the program and below is what we currently do:

- Attending clowns introduce themselves
- 2 clowns step forward and discuss making audience honorary members
- Kazoos are handed out, shown how to use them and will be party favors
- Song everyone plays to is "Hello Dolly" by Herb Albert
- Next clown comes out announcing next part of the program is the kitchen part
- Holds up dove pan and says "this was my aunt Nana's easy bake oven"
- Aunt Nana was a clown with the name Cookie and here is her secret clown recipe to make cookies, hold up index card with ingredients on it
- Each clown puts in crazy ingredients like Pepto Bismol including an egg
- If clowns want to do puppetry, then a puppet produces the egg, we use a chicken puppet
- One clown say's "that won't work" and wants to go to cooking school in NY
- Another clown say's "they must look like a New Yorker" and produces Audrey Hepburn accessories
- Clowns dress Audrey Hepburn while the song NY NY plays by Frank Sinatra
- Audrey Hepburn disappears, and clowns read jokes for three minutes
- Audrey Hepburn returns with a shopping bag that says Macy's half price sale
- Clowns ask "how was it"? Hepburn say's didn't go to cooking school shopping is more fun
- Bag has 1 legged hose, clowns say that's ok, the important thing is they returned home safely
- Clowns pull out hose and go into audience and dances with the hose waving to the song "Going back to Houston" by Dean Martin
- Dove Pan is opened and cookies are produced, pass out sealed cookies optional
- Play song "We are so glad we spent this time together" by Lynda Jamison

So, whether you are muscial or can't carry a tune in a bucket, grab a kazoo and try your hand and you might just find yourself in your very own Kitchen Band!







Photo by Fiddle Sticks







## WANNA BE A HOSPITAL CLOWN?

By: Kathy "Piccolo the Clown" Keaton

Educational Director

kathykeaton2119@gmail.com

### What's the difference between A Hospital Clown, a Caring Clown and a Therapeutic Clown (TC)?

Whatever you call it, hospital clowning is a program in hospitals and medical centers involving visits from specially trained clowns. This specialty area of clowning can also be shared in nursing homes, assisted living and with hospice patients. The clown works as a complementary treatment alongside traditional medical care, with guidance from nurses and staff.

Hospitals are beginning to focus on treating the whole person, not only the illness. This is creating new and exciting opportunities for the TC Clown community.

Hospital clowning begins with a sincere desire, persistence, a kind heart and research. How do you transition your clown from a birthday clown to become a more gentle and lighthearted clown? You'll be clowning for an entirely different audience than for a party, festival or event. How do you work with the nurses and other staff members? Lots of questions to ask yourself before you move forward. Sharing your gift of laughter for those whose health has been compromised is rewarding and beneficial. Just showing up can immediately changes the atmosphere in a room.

Studies and research being done today prove laughter is beneficial to patients as well as staff, helps reduce stress and anxiety, distracts from pain and creates positive chemical changes in the brain. TC's are making a difference for patients of all ages, not just children.

Training is more available than ever and is a necessity as well as an investment in the growth of your TC clown character. There are a number of the clown training resources that specifically teach and train for this rewarding work. Check the internet, facebook and youtube to see what others are sharing. You will be surprised at all that is happening worldwide!

Clowns, like myself, clowns in Dallas, San Antonio and Houston are already working individually.

There is a growing worldwide movement happening for clowns to share humor and laughter in the area of healthcare. Beginning a program or getting involved with a group is a process, takes time, study, desire and a willingness to learn and share from within.

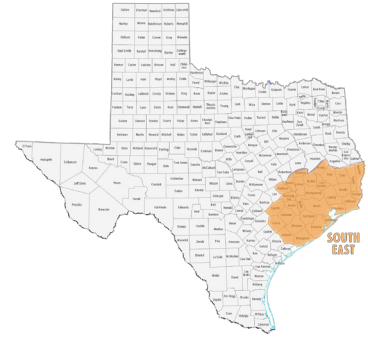
Your homework begins now!

Happy Clowning – Keep sharing your smile!

"Pic"







# Area Alley Reports

## ***South East Area Report by Pam "Touche" Blacklock***

***Cheerful Clown Alley #166 - November 2024***

***We want to take this opportunity to thank everyone again for your support and your volunteering that helped make the TCA 2024 Convention a huge success! We could not have done it without each one of you! The last count of attendees to convention was 64.***

***Our Charity of Choice was the Center for Pursuit. We were able to donate \$1000.00 to this great organization. The Reynolds Company (our 2024 printing sponsor) also made a \$4000.00 donation to the Center. One of our members, Abi "Knitwit" Franklin is an employee of Reynolds.***

***September 2024 – CCA membership had a bubble release for four of our recently deceased members. Their names were; "Fritz", "Benzo", "Pogo" and "Mimi".***

***Friends and family members shared stories of each about their unique skill and clown styles. We then returned inside to continue the rest of our meeting.***

***Sunshine and Rain – Donna "Sweetie" Mathews fell and is now in an assisted living while she undergoes PT. She is in great spirits.***

***Gig Report- CCA had 5 gigs by 14 clowns using 46.75 clown hours. Year to date: 32 gigs.***

***Cricket's Corner Food Pantry – As of August 2024 CCA has donate 918 pounds of non-perishable food since its inception! CCA also received a donation from Mary Peck for \$1500.00. Mary was the person in charge of this food pantry where we donate the food. She passed away and had wanted to leave something for the organization that donated so much to the food pantry.***

***Presentation – Jessica Brown from Station Theater outlined the basis for Improv. She showed us how to take chances. The primary step is "Saying Yes plus And." Do not negate what your partner is saying. Use Active Listening.***

***October 2024- Membership Reported that CCA currently has 86 members.***

***V.P. Report - Jean "Kit Cat" Pirtle presented to the Alley a Halloween fun show and tell. November will be about CCA Board Elections and in December we will have our Annual Pot Luck Supper.***

***We are also planning our annual Awards Banquet coming up in January of 2025.***

***Joe "Blades" and Linda "Shotzie" are already working on Clown School for next year with a few changes to come!***



NAME: \_\_\_\_\_  
 CLOWN NAME \_\_\_\_\_  
 ADDRESS \_\_\_\_\_  
 CITY, STATE, ZIP \_\_\_\_\_

AGE (DOB if under 18 as of 9/1/2025 ) \_\_\_\_\_  
 PHONE \_\_\_\_\_  
 EMAIL \_\_\_\_\_  
 TCA# \_\_\_\_\_ (Registrants must be TCA member)  
 Please provide any diet restrictions or food allergies-List this on the back of this registration form or email to Nancy Arent -Registration Chair

Is this your first TCA Convention? YES \_\_\_\_ No \_\_\_\_  
 Plan to stay at convention hotel? # of nights \_\_\_\_

#### CONVENTION FEES:

Registration (see right side of form)

Extra Banquet Tickets \$ 60.00 ea

T-shirt(s) Circle Size and add price to right

**Must order and pay before 7/1/2025**

Short Sleeve (S\_M\_L-XL) \$ 20.00 \$ \_\_\_\_\_

Short Sleeve (XXL & larger) \$ 22 .00 \$ \_\_\_\_\_

**Total \$ \_\_\_\_\_**

ISSUE AND MAIL checks to:

Cowtown Clowns-TCA 2025 Convention

c/o Nancy Arent

3824 Oxley Drive, Richland Hills, TX 76118

To pay electronically, use Zelle and send payment to:

Nancy Arent@817-680--8510

**And send this completed registered form marked PAID BY ZELLE and payment date to address above or by email to klown3824@charter.net**

COWTOWN CLOWN ALLEY #135

Invites you to the

**Texas Clown Association**

41st Annual Convention

SEPT 11-14, 2025 FORT WORTH, TX

All convention registrants must be a current TCA member.

See the TCA website for a membership application.

[www.texasclownassociation.com](http://www.texasclownassociation.com)

#### REGISTRATION FEES:

\$145 till 6/1/2025

\$165.00 till 8/11/2025

\$180.00 at the Door

(No checks at the door-cash only) No refunds after 8/1/2025

Fees include access to all activities, the Vendor Rooms,  
 Saturday Banquet (all for one person)

#### DAY RATE \$75

Day rate does not include Saturday Banquet

Raddison Hotel Fossil Creek/Fort Worth Fossil Creek

2540 Meacham Blvd

Fort Worth, TX 76106

817-625-9911

**Click this link to reserve your hotel room:**

<https://www.choicehotels.com/reservations/groups/zy16a8?ratePlanCode=BSJRYX&checkInDate=2025-09-11&checkOutDate=2025-09-14>

#### Book your group rate for Texas Clown Association 2025

Room Rate: \$119. 00 per night (+ tax) up to 4 people per room

(includes WIFI) All rooms 1 King or 2 Full

Breakfast included for 2 people per room.

Extra Breakfast tickets are \$11.95 ea (Payable to hotel)

**Or call 817-625-9911 and ask for the Texas Clown Association Block**

Make your hotel reservation by the deadline 8/11/2025

to ensure you have a room. Please plan to stay at the convention hotel to help TCA meet its room block and save money on the convention meeting space.

**\*\*If you require an ADA room, please call the hotel direct and request that and specify it is for the Texas Clown Association Block.**

For **Hotel** Questions? Contact **Patricia Frias 817-714-1682**

**FREE ALL DAY PARKING (24 HOURS)**

Watch the TCA Website for more convention information as details become available.

Registration Questions ?-Contact **Nancy "Bubbles" Arent**

**817-680-8510 or klown3824@charter.net**



**Download a Convention registration form and find all your Convention  
information at**

**<https://texasclownassociation.com/tca-convention>**



**September 11-14, 2025**  
**Fort Worth, Texas**