

A Publication of the Texas Clown Association

# Joey Journal



February - March 2025 Issue 25

[texasclownassociation.com](http://texasclownassociation.com)

## **SUSAN BUTLER** **is a Clown on a** **Mission**

story on pg. 14



### **Fun In the Summer "Son"**

Brenda Marshall, pg. 7

### **Developing an Easter Theme Show**

Margaret Clauder pg. 10

### **Rudie's Big Clown Adventure**

Rudy Rosales, pg. 12

### **What's a Clown Alley?**

Cinde Sanders, pg. 16



## TCAboard

### PRESIDENT

Cinde "Boopsie the Clown" Sanders  
214-796-8122  
3316 Northaven Road  
Dallas, TX 75229  
magiccinde@hotmail.com

### VICE PRESIDENT

Randy "Fiddle Sticks" Payne  
281-636-6127  
1409 O'day Lot 82  
Pearland, TX 77581  
cactusballoons@yahoo.com

### SECRETARY

Margaret "Maggie" Clauder  
817-265-5696  
916 Wayland Dr.  
Arlington, TX 76012  
funnybusiness@yahoo.com

### TREASURER

Roberta "Squiggles" Hawes  
832-630-2155  
919 Chantilly Lane  
Houston, TX 77018  
rhawes55@comcast.net

### Sgt. At Arms

Ellis "Captain Amash" DePrima  
936-252-6928  
14860 Whitehorse Ln  
Willis, TX 77378  
ecdeprima@yahoo.com

### Past President

Patsy "Glitterbug" McMillan  
713-410-3698  
20806 Durand Oak Court  
Cypress, TX 77433  
mcglitterbug99@gmail.com

## Purpose of TCA

1. To promote, preserve, and improve the profession of clowning.
- 2 To provide the opportunity to study the art, history, and philosophy of clowning.
3. To educate its members and the general public in the wholesome and clean entertainment that is provided by the profession of clowning.
4. To provide news to the members of all clown events in the state of Texas.

## AREA DIRECTORS

### North Central

Breanda "Flower" Marshall (817) 319-3247  
7128 Oldham PL, North Richland Hills, TX 76180  
flowertc@flash.net

### North East

William "Wee-Bo" Beaty - (972)824-9614  
625 Hallvale Dr., Ft. Worth, TX 76108  
beatywilliam@ymail.com

### Panhandle/West

Linda "Greenie" Green - (432) 689-9579  
4204 Dawn Circle  
Midland, TX 79707  
greeniethelclown@hotmail.com

### South/Central

Kim "Tutti Frutti" Grice - (210) 827-5766  
106 Tallow Trail - San Antonio TX 78256  
kimotha78@gmail.com

### South East

Pam "Touche" Blacklock - (713) 240-3623  
4202 Namora Lane, Houston, TX 77080  
touchecca@gmail.com

## THE JOEY JOURNAL

Published Bi-monthly for Members of  
**The Texas Clown Association, Inc.**  
Greg "Zoots" Stanford, Editor

Letters to the Editor, articles and other related items should be emailed to [greg@joeyjournal.com](mailto:greg@joeyjournal.com) or addressed to The Joey Journal and mailed to 5407 Hooper Dr., Wichita Falls, TX 76306. Only letters addressed to the Editor which are signed will be considered for publication. Submissions accompanied by a stamped envelope with return address will be returned after publication. Submitted photographs may be black and white or color prints, please no slides, or copies. The preferred format is a digital copy in the "jpg" or "png" format.

**Advertisements:** Advertisements must be prepaid and camera ready. Rates: Back cover - \$80.00; Inside back cover - \$70.00; Full page - \$70.00; 1/2-page - \$40.00; 1/4 page size - \$25.00; and a business card size ad - \$10.00 an issue.

**Multiple placement discounts on ads are 5% for 3-5 editions and 10% for six editions. Payment must be received in advance.**

**Clownified ads:** Free to members if you have clown-related items for sale or donation. Vendor businesses not included.

**Publication deadlines:** On or before Dec. 1, Feb. 1, April 1, June 1, Aug. 1 and Oct. 1. Articles can be sent to [greg@joeyjournal.com](mailto:greg@joeyjournal.com) in the body of your email or in Word, Pages, or PDF format.

**Membership and Dues** - Regular membership: \$30.00  
Family (each add'l); \$20.00  
Junior Membership (age 10-15): \$17.50  
Senior Membership (over 90): \$20.00

Visit [www.texasclownassociation.com](http://www.texasclownassociation.com) for online or mail in membership application and renewal.

**Central membership mailing location:** Send all membership questions, dues, renewals, reinstatements, address changes and applications to TCA, Inc., P.O. Box 820, Hurst, Texas 76053.



## > CONTENTS

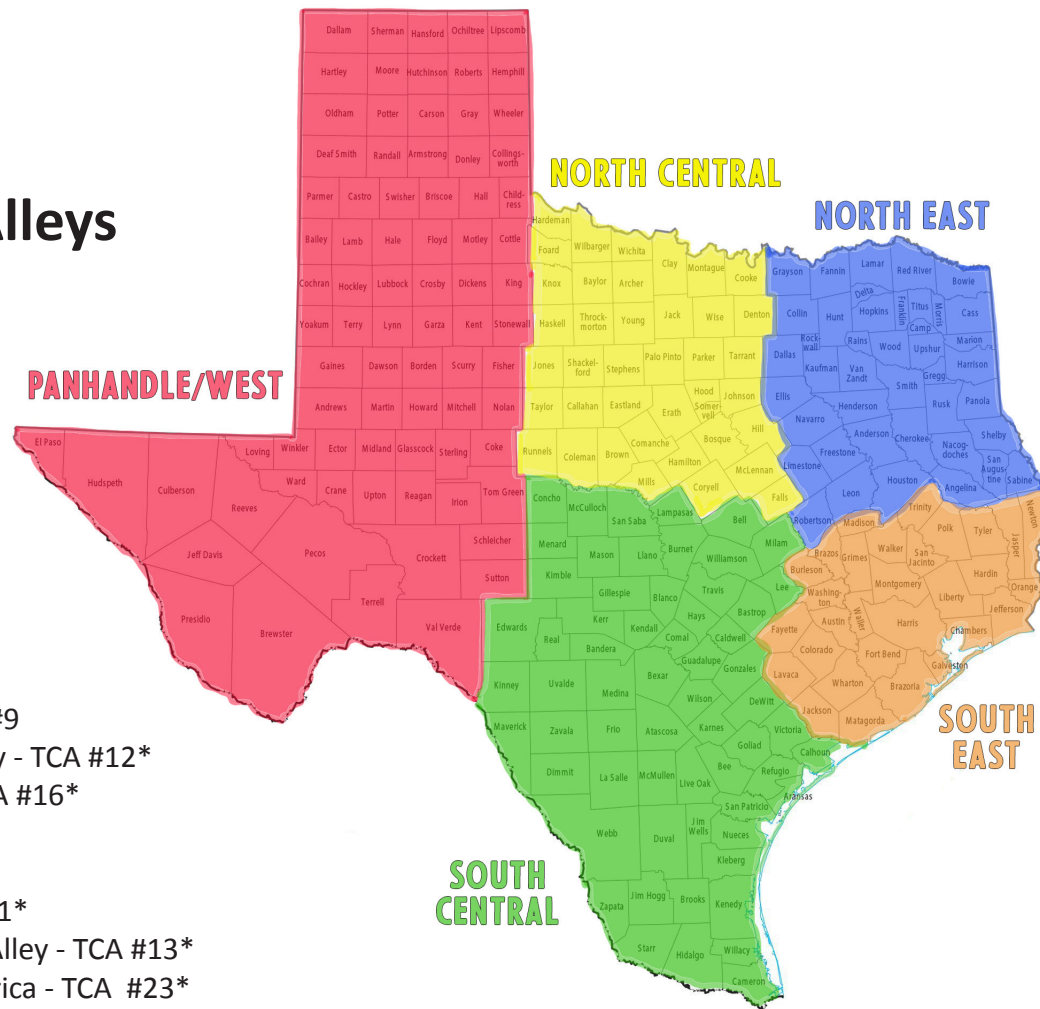
05	<b>STANDING IN A GLASS HOUSE</b> Cinde Sander helps us stop standing around pointing fingers and get to work.
07	<b>FUN IN THE SUMMER "SON"</b> Brenda Marshall shares the ins and outs of clowning at Vacation Bible School.
09	<b>CHEERFUL CLOWN ALLEY CLOWN SCHOOL 2025</b> Linda fills us in on all things CCA Clown School.
10	<b>DEVELOPING AN EASTER THEME SHOW USING STORYTELLING</b> Margaret Clauder helps look at designing a themed show.
14	<b>CLOWNS ON A MISSION</b> Susan Butler shares her experience with Bryan Lee's Clowns on a Mission Tour.
16	<b>WHAT IS A CLOWN ALLEY?</b> Cinde Sanders shares with us the history behind the "clown alley."
18	<b>RUDIE'S BIG CLOWN ADVENTURE</b> Rudy Rosales shares with us his experience from last year's TCA Convention as a scholarship winner.
21	<b>SELECTING VOLUNTEERS WITH BALLOONS</b> Jeanette Sanders shares with us an idea for picking volunteers.
22	<b>AREA ALLEY REPORTS</b> Keep up with what's going on around the state of Texas.

Be sure to check out the TCA website  
[www.texasclownassociation.com](http://www.texasclownassociation.com)

**The members only password is:**  
**TCA24**

Be sure to connect to our official TCA facebook page - you can find the link on our website. Follow us and stay current with what is going on with.

## TCA Clown Alleys



### Panhandle/West Region

Oops Alley - TCA #2

### North Central Region

Cowtown Clowns - TCA #9

Happi Tymes Clown Alley - TCA #12\*

The Clown Arounds - TCA #16\*

### North East Region

Tejas KlowN Club - TCA #1\*

Texas Mid-Cities Clown Alley - TCA #13\*

Payasos Latinos de America - TCA #23\*

Cedar Creek Clowns - TCA #24\*

Rosey Nose Clown Alley - TCA #25

Memory Makers Clown Alley - TCA #26

DFW Clowns "R" Us - TCA #

### South East Region

Space City Clown Alley - TCA #6\*

Montgomery County Clowns - TCA #11\*

Cheeful Clown Alley - TCA #14

Coastal Confetti Clowns - TCA #18\*

### South/Central Region

Jolly Joey Clown Alley - TCA #19

The Clown Alley - TCA #15

\*Inactive Alleys



From the Circus Tent of the Red Nose in Charge

## Standing in a Glass House

Why Clowns Belong Inside

(Not outside Throwing Pies at It)

They say people in glass houses shouldn't throw stones. But let's be real—if clowns are involved, the bigger danger isn't rocks, it's pies. And banana peels. And the occasional unicycle crash. But let's get to the real point. If you want to make a difference, it's much better to step inside the glass house than stand outside tossing things at it.



### The View Is Funnier from the Inside

Standing outside a glass house, you can see all the clowning going on inside. Maybe you don't like the way someone juggles flaming torches. Maybe you think the skits should be more synchronized. It's easy to point and laugh (and let's be honest, laughing is kind of our thing). But if you really want to change things, why not step inside and be part of the act?

Inside, you can actually teach people your signature plate spinning routine, introduce a new way to honk a horn, or suggest that, yes, maybe the rubber chicken deserves more stage time. Instead of throwing pies at the windows, grab one and join the fun.

### The Perks of Being an Insider Clown

-- **Influence** - Sure, flinging a pie at the glass house makes a statement, but wouldn't it be better to organize the best pie-throwing routine ever?

-- **It's Much More Colorful** - Outside, it's just regular old life. Inside? It's big shoes, bright noses, and the magic of clowning in action!

-- **People Listen to You (Eventually)** – Okay, maybe not when you are honking a horn every five seconds, but when you are part of the group, your ideas have a real chance to make a difference.

#### But What If the House Feels Too Crowded?



Sure, sometimes the glass house is full of big personalities, balloon animals, and the occasional 20 clowns in a tiny car. But that's the fun of it! If it feels packed, don't break a window—build a bigger tent! There's always room for another clown in the ring.

#### Final Thought: Put Down the Pies and Step Inside

It's easy to stand outside, point fingers (or rubber chickens), and critique what's happening inside the glass house. But clowns don't just criticize—we create! So, step inside, take your place, and help shape the most hilarious, joyful, and ridiculous glass house the world has ever seen. After all, laughter is best when shared—from inside the big top, not thrown at it from a distance.

**A personal note: We all know that clowning has been on the decline for a while. I am open to any, and all suggestions you may have...big or small...to make our association better. If you have an idea, PLEASE, reach out to me or another member of the board. We are here for YOU and for TCA.**

**Cinde "Boopsie" Sanders**  
2024/2025 TCA President


## Fun in the Summer "Son"

By Brenda "Flower" Marshall

It's that time of the year when many churches begin planning to suspend their children's programming to allow for family vacations. But it is also the time when the children's ministry focus shifts to one week of the summer devoted to Vacation Bible School. Most of us have experienced these week-long programs with a specific focus, whether in our childhood or as adults helping bring the program to life. VBS is designed to provide many experiences, including, but not limited to, scripture memory, Bible study and usually some type of crafts to commemorate the week. It also presents the perfect opportunity for adding clown ministry to the mix.

VBS programming is not your usual Sunday morning worship activity. It is a little more casual and fun oriented. Therefore, if clowning is new to your congregation, this could be the time to introduce your clown character(s) to the ministry. Since church members usually expect something entertaining for the children as part of the VBS programming, those who might be offended by a clown on Sunday morning, could be more receptive to a clown during the course of the VBS week. This would allow you the opportunity to get your big foot in the door, so to speak!

A clown involved in VBS could be used in many aspects of the program. For the beginner, maybe an appearance one night with just a walk-around during the recreation time would be a good start. Being a part of the last night of VBS as a treat for the children could also be a good use of your skills. You could do a short presentation as part of the program and then maybe do some facepainting and/or balloon sculptures depending on the size of the group.



I remember many years ago a woman from a small church called me to ask if "Flower" did Vacation Bible Schools. I had attended VBS from the time I was a small child, been involved as a helper during my teen years and had participated with one of the most accomplished VBS pastors of that day for several years. I had been everything from Princess Leia for his STAR WARS themed VBS, to a lady of the royal court for "Knights of the King." In fact, it was at his request for a circus themed program that I first donned the costume and make-up and became "Flower" the Clown. So I answered, "Yes,

I can do your Bible School." I then asked, "Do you have a theme?" She answered, "No, we want you to do our Bible School." I asked, "Do you have teachers?" "No, we want you to do our Bible School." After a few more questions, with the same reply, I realized they wanted me to do their Bible School!

From that time to the present, I have been "doing" Bible Schools every summer at churches around the country.

I have discovered along the way that doing VBS means different things to different people, so flexibility is an essential part of the work. The size of the church can be a determining factor in what my role is and what I will be doing there.

In every situation, I like for someone in authority (the pastor, the children's minister, the VBS director, etc.) to open the program with the formalities that accompany most programs. They would welcome the attendees, conduct the pledges to the flags, take up the offering, etc. This establishes the fact that we are in church and there is an authority figure present. I think this is important for children to feel comfortable and to know that certain behavior is expected. In some of the smaller churches, when



these things are accomplished, it is my turn. I will have the program for the next 45 minutes to an hour. I sing songs with the children (usually themed along with the VBS material) and then present the lesson, using clown-related visuals (puppetry, juggling, skits, illusions, etc.) to emphasize the theme of the lesson. Since I personally don't believe a clown should be the one extending the invitation for decisions, I finish by turning the program back to the authority figure to conclude as they see fit. Many times the children will enjoy refreshments and maybe craft time after the lesson time.

In most churches, with a larger attendance, I have the first half-hour (following the opening formalities) to introduce the lesson theme for the day. Then the children go to age appropriate classes for their lesson time, game time, refreshments and crafts. We assemble again at the end for another half-hour with Flower, using clowning to reinforce the lessons learned. Again, the person in charge will offer an invitation when they think the children are ready. Since this is usually the only week out of the year I am with these children, it makes sense to me that someone from their church would be more sensitive to their needs and to the timing for such an invitation.

I have also been in very large churches with over a thousand children in attendance. In these cases, I had my own special chapel and the children came to see me in their age groups. To get a more personal connection with the children, I would also roam the hallways as they arrived each day and as they were leaving. This gave opportunity for them to have a little one on one time with the clown.

These days there are many publishing companies that provide some great VBS materials every year. Choosing the right program can be left in the hands of the individual churches, or if you visit several churches, you might want to offer them all the same program. This gives you the opportunity to theme your costume, select the appropriate music, as well as match your clown skills to the program. Thanks to the talent and hard work of a good friend, I was also able to provide a set or back drop for the auditorium that helps present the theme for the week. These are all added touches that make

your VBS program different and more exciting for the children to attend. Even kids have commented to me that they came because this is not the same VBS every other church in town is doing!

Vacation Bible Schools are designed to be an outreach to the children of the community, but they are also a great vehicle to teach Bible truths and scripture memorization to those who regularly attend church. Since I know that many of the scripture verses I can quote today are ones I learned in programs like VBS as a child, I realize the importance of being involved in such a program. An exciting bonus is seeing those who were children when I started "doing" VBS as Flower the Clown now bringing their own children to learn just as they did! I pray that you will take advantage of the opportunity to use your clowning as a part of this summer ministry with such a lasting impact on the lives of His children!

# Cheerful Clown Alley 2025 Clown School

by Linda "Shotzie" Lester

For over 40 years, the members of Cheerful Clown Alley (CCA) have held a clown school to pass along their skills, experiences, and love of clowning. We are happy to announce that the CCA Clown School will again take place in Houston starting Saturday, May 10, 2025.

To find out more, visit our website, [www.cheerfulclowns.com](http://www.cheerfulclowns.com). In the middle of the homepage, click the box labeled "Clown School - Cheerful Clown Alley #166 Clown Kit". You will find links to 2025 Clown School Schedule, Clown School Registration Form, background screening information and link, and a link to pay your tuition through our PayPal account.

## CLASSES

Classes will include instruction on make up application, balloon twisting, face painting, juggling, magic, puppetry, clown costuming and character, stage presentation, story-telling, and much more. At graduation, you will be able to show off your new clown skills and perform in clown skits in a program for your family and friends.

## TUITION

The tuition for the entire course is \$250. Included in your tuition, you will receive a workbook, clown make up and supplies, balloons and balloon pump, clown school t-shirt, and a one year membership in Cheerful Clown Alley and Clowns of America International. You will also receive 40 hours of instruction in the art of being a clown.

Tuition may be paid through our website PayPal account in the amount of \$250 or with a check made out to "Cheerful Clown Alley" and mailed along with the registration form to the address below.

## MAILING ADDRESS

CCA Clown School  
P. O. Box 2192  
Houston, Texas 77252-2192

If you, or someone you know, has dreamed of being a clown or if you want to have the skills to entertain and bring happiness and joy to others, contact Linda "Shotzie" Lester, CCA Clown School Coordinator, through email at [Shotziecca@gmail.com](mailto:Shotziecca@gmail.com) or call her at 713-240-2558.



## Cheerful Clown School 2025 Schedule

# Save the Dates!



DAY	MONTH/DATE	LOCATION	HOURS
<b>May 2025</b>			
Saturday	May 10	TMCC	8:30 am to 3:30 pm 6hrs
Saturday	May 17	TMCC	8:30 am to 3:30 pm 6hrs
Saturday	May 24	Memorial Day weekend <b>(NO CLASS)</b>	
Saturday	May 31	*SBPC*	8:30 am to 3:30 pm 6hrs <b>Class/Garage Sale</b>
<b>June 2025</b>			
Saturday	June 07	TMCC	8:30 am to 3:30 pm 6hrs
Saturday	June 14	TMCC	8:30 am to 3:30 pm 6hrs
Saturday	June 21	TMCC	8:30 am to 3:30 pm 6hrs
Saturday	June 28	TMCC	9:00 am to 1:00 pm <b>Clown School Graduation</b>



TMCC = Trini Mendenhall Community Center, 1414 Wirt Rd., Houston, TX 77055  
SBPC = Spring Branch Presbyterian Church, 1215 Campbell Rd., Houston, TX 77055  
For additional information visit our website at [www.cheerfulclowns.com](http://www.cheerfulclowns.com).



## Developing an Easter Theme Show using Storytelling

by: Margaret "Maggie the Magical Clown" Clauder

The very best shows that I have are all theme shows. Here is the basic outline I use for developing a new show and the steps I go through to put it together.

1. First, who is the show aimed at? What age will you be performing for? Do not make the mistake of designing a show that is too old for your audience or too young.

2. Where will I be performing this show? Living rooms? School stages? A company party? Daycares? What special needs or problems does each present? How will I need to set up the show? Will I be able to set up without eyes watching me or do I need to come self-contained so there is no set up?

3. What kind of sound equipment will I need? Will I need a microphone?

4. How will I break down my show? Are there things that will need to be hidden immediately upon using them so little eyes or hands cannot get to them? Will there be any help I can obtain (teachers, parents, etc.).

After I have answered all of these questions I am ready to design the basic show. I first look at what I already have on hand: magic, puppets, props and music. I don't want a new show to look like an old one, but certain utility props can be used in several different shows (like production boxes, change bags, dove pans, certain magic wands). The important thing about utility props is to use them differently. If I make a sponge birthday cake appear in a birthday show I may make a sponge snowman appear in a Christmas show with the same dove pan. Same prop-different look.

I then decide on a story line. Steve Bender has the right idea with story-line magic. I actually will design an entire show around a story. It gives the show continuity and actually makes it easier for you in the long run. Let's design a hypothetical Easter show for example.

What magic items do I already have that would be appropriate for Easter? I have a live bunny and 3 different bunny production boxes. I have a sponge

ball bunny by Gosh, I have a Roper Rabbit trick from David Ginn. I have sponge carrots and a large carrot from Peachey Keene. I also have a large rabbit in a hat silk. It sounds like I have some good magic for an Easter Show to start with. Now what kind of music do I have? I have the Bunny Hop on tape. I also have the song Easter Parade and At the Hop. I like to use background music before the show. I like to put a song or two in the middle of my show and repeat the background music at the end. Music adds so much more to the show.

Now, what story line do I use? In the past I have done storytelling with my puppets for Easter. I have told the story of the Little Red Hen with my hen puppet. This is not an Easter story but I told the kids that my hen laid Easter eggs for the Easter Bunny. The fact that I told the story dressed as Bernice the Easter Bunny helped to keep the theme.

1. My Easter show would be aimed at daycare audiences of age 3 and up. I would also perform it for schools up to first or second grade. I need to keep the show fast paced and interesting. No long drawn out stories or magic tricks that take over a few minutes to do.

2. I will be performing this show in front of audiences where I will usually not be able to go in and set up a bunch of stuff without someone watching. Therefore any magic I perform has to be set up before I enter my "stage" area. I can usually do this before I leave home or before I enter the building from my car.

3. I must be able to repack my show quickly and easily. I will need a locking trunk so that children cannot get into the show after it is over.

Now that I have the logistics down, here is the show!

1. Beginning music - Easter Parade

A. Enter Bernice the Bunny (or set up while the song is playing)

B. Greet children and tell them what we are going to do today. Since I am an Easter Bunny it would be out of my character to act like a clown, but I can be



funny however. My character will be sweet and sort of motherly.

2. Tell the story of the Little Red Hen. I have a Hen puppet and a baby chick puppet from Folkmanis productions. The Hen sits in a big basket for her nest. I divide the children in the room up into thirds to help with the story.

A. Kids on my left are all ducks. Let's hear you say "Not I said the Duck, quack quack". (Kids repeat and flap their arms like ducks).

B. Kids in the middle are all dogs. Let's hear you say "Not I said the Dog, ruff ruff". (Kids repeat and bark like dogs).

C. Kids on my right are all cats. Let's hear you say "Not I said the Cat, meow, meow. (Kids repeat and meow like cats).

When you tell a story to small children you should do it interactively. The best example was Sheri Lewis on PBS telling children's stories. She is masterful without being overly theatrical. The children enjoyed her stories and become involved because she gives everyone an active role. You should also have the children help you to tell your story by saying or acting out parts.

I like using familiar stories that children may have already heard. Repetition is good for learning. One of my favorites is the story of The Little Red Hen. If you do not remember this simple children's story just stop by the children's section of your local library. I vent what the Little Red Hen says, like "Who will help me plant the wheat?" The children then respond with the "Not I said the duck, quack, quack. Not I said the dog, ruff, ruff. Not I said the cat, meow, meow, etc." You do not have to vent what the animals say if you cannot do ventriloquism. Just tell the story and use a different voice for the chicken. The kids won't mind.

At the end of the story I emphasize the natural comedy in the situation. The Little Red Hen asks, "Who will help me eat the bread?" and of course the other three animals nod their heads (children do this) enthusiastically and say, "I will, said the duck," "I will, said the dog," "I will, said the cat," "Oh no you won't!" said the Little Red Hen. You have to say this last line really loud and funny. EXAGGERATE! Think of Ethyl Mertz yelling at Fred on

the I Love Lucy show and you'll have the right tone of voice.

"I'm going to eat the bread myself and also feed it to my chicks", (pull out chick puppet who has been hiding under mama in the basket). This chick is a finger puppet where your index and middle finger work the legs. Make it look like your hen puppet is putting bread crumbs into the baby's mouth. It should look a little like a bird feeding a baby bird worms.

The Little Red Hen announces "You didn't help me at all so now I'm going to enjoy this bread with my chicks!"

The moral of this story (Maggie original) is that you should always be a good helper. You can start by helping your moms and dads and even your teachers. You never know, there may even be a surprise for you if you are a good helper - like fresh baked bread!

The story if done right should take about 10 minutes of your time. That's a good amount of time for little kids to sit and pay attention for a story. I then plan on performing about 15-20 minutes worth of Easter magic. One of the routines I love doing for the magic portion of the show is making carrot stew. I use my dove pan for the cooking pan. I pull out a box of Morton Salt and start shaking it into the pan. I call attention to the box saying "When it rains, it pours." I may squirt the kids with a light mist of water from a spray bottle or I may throw some salt over my shoulder for good luck. I then add some pepper to the pan. As I add the pepper slowly I warn the children to not breathe in pepper because it can make you sneeze. As I say this I start to exaggerate a sneeze. I say Ah, Ah, Ah, then I hold my finger under my nose and sigh relief. As I pour more pepper and warn the children again to use just the right amount I go to sneeze again. I use a second warm up of Ah, Ah, Ah, and then sigh. Finally I do it a third time and this time when I sneeze hard my hat with bunny ears on it flies off my head. I grab it and put it back on with the ears facing front and back - the wrong direction. Kids will yell at my that my hat is on wrong. I take it off, turn it around and put it on the same incorrect way. Kids yell and scream again. I do this 3 times before I let a child come up and put it on my head correctly. Then I blow my nose really loud and funny

into a handkerchief. I then tell the children I need the juice of one onion. I pull out a paper mache onion and tell the children to get onion juice all you have to do is to squeeze the onion. As I am wringing "juice" out of the onion I tell the children that you have to be careful with onions because they smell bad and the smell will make you cry. (I start to sniff a little as if I'm starting to cry). I then start to tell the children how I just love to make carrot stew. (sniff-sniff) I first learned to make carrot stew at my Grandma's house. We used to sit in her kitchen and cut up carrots for hours and talk while making the stew. (sniff-sniff) These were some of the happiest memories of my life. (sob-sob) I just love my grandmother. (big sobs) I don't know what is wrong with me! (sob-sob) I love making carrot stew! I shouldn't be crying! (big sobs) Usually one of the children will yell out that it is the onion. If they don't then I say "Oh, it must be this onion making me cry!" I then put the onion up and pull out a hankie to wipe my eyes and blow my nose (huge honk). I then announce that there is something missing in my carrot stew. I have salt, pepper and onion juice. Now what could it be? The kids yell out "Carrots!" I exclaim, "Oh yes. I need exactly 6 whole carrots. Now where did I put them?" I reach into my pocket and I fold up one small foam carrot in my palm and hold the other one next to it in my palm. I then exclaim that I only have one carrot to put in the pot. My stew will not be very good. I then pull the carrot out of my left hand with my right hand. The 2nd carrot pops up. As I put the first carrot into the dove pan I fold it in half and look over to my left hand and do a double take. "Where did that come from?" I exclaim. I reach over with my right hand which holds the concealed carrot. I exchange the concealed carrot with the exposed carrot and make the same grasping move as I did the first time. This move of producing carrots, bananas, etc. is shown in depth in many magic books. I learned it from watching kid's magician David Ginn. He also has it on one of his videos. As I pull out more carrots from my seemly empty hand each time the audience gets louder and louder yelling at me to look at my left hand because another carrot has appeared. Finally I get up to the number 6 and up pops 7. I say, "What do you know! I had an extra carrot all along!" I appear to take the extra carrot then and put it in my pocket and secretly ditch the concealed

carrot. I then have to cook the carrot stew. I have the children all say the magic words as we pretend to turn on our invisible stoves and turn up the heat. When the stew starts to "boil" I put the lid on it and out pops a realistic bunny puppet. I used to use a real bunny but after he went to bunny heaven I decided to just use a puppet. Kids seem to accept him just as well.

I end the magic show with music. If I am at a home party, daycare, or individual school classroom I will do the Bunny Hop with the children. If I am on a stage and cannot do it with everyone I may ask a small group of children to come up on stage with me to perform the Bunny Hop together. I then thank all of the children. I pass out a coloring page or something with my name on it for them. I then pack to go with my exit music playing in the background.

If you plan an Easter Show try to have certain tricks and props that you will only use in that show. It is ok to use your dove pan or change bag in more than one show, just do not use your Easter dove pan routine in the middle of the summer for example. Have fun with your own Easter show!



# Clowns on a Mission: A Life-Changing Journey

by Susan "Tinker" Butler

If you've ever wanted to experience something truly transforming, I highly recommend joining Bryan Lee's Clowns on a Mission Tour. It was unlike anything I've ever done-a dream come true in countless ways. The impact on your life will be immeasurable. Though our group was small, we formed an incredible bond and worked seamlessly as a team. Together, we created an assembly line to pack groceries for 100 people and distributed 200 hot meals. Everywhere we went, we shared food and snacks with grateful recipients whose hugs and laughter touched our hearts deeply. The moment we stepped off our van, elderly women and children would approach us for hugs. Each day brought two meaningful events. We visited two schools-one with 375 students and another with fifty students and two teachers. We also traveled to three underserved communities where families lived with mineral water, no electricity, dirt floors, and metal sheet walls. Despite these conditions, the children were remarkably joyful, running around kicking balls or climbing trees. They delighted in simple pleasures: bubbles, stickers, flying chickens, and balloons. Bill from Chicago captivated them with magic tricks.

One profound lesson I learned: these children found happiness in simple play with so little.

The orphanage we visited housed appreciative children, while the senior center revealed a level of poverty far different from our assisted living facilities back home. The finger puppets Jane Kinney had given me to distribute became treasured possessions. I walked through the center playing my ukulele, witnessing how small gestures brought immense joy. The dedicated team behind this tour pours their hearts into creating these experiences.

A young pastor, along with his wife and their one year old and five year old children, accompanied us to every event, bringing messages of hope and encouragement, leading songs, and offering prayers. We concluded our journey with a service at his church.

Another important lesson: when God calls you to go, be obedient. Don't let doubts convince you that you are too old or inadequate. What truly matters is your loving and caring heart.

As a first time participant, I learned so much. My heart overflowed with God's love and gratitude. Words cannot fully capture our experience-it was truly a "God thing" from forming new friendships and collaborating, to sharing in the laughter, giggles, smiles, and hugs from both children and adults. I think one man even wanted to keep this silly clown around. Would I bring my ukulele again? Absolutely! If you are interested in joining next year's tour please let me know. 432-413-6548.

Bryan Lee's dream was to spread love and joy to those in need by combining his passion for clowning with his humanitarian spirit. Through this beautiful organization, Clowns on a Mission, his dream continues to evolve as he envisions what we'll do next time. Thank you Bryan for everything!!



## WHAT IS A CLOWN ALLEY?

A **Clown Alley** is the backstage home base for circus clowns. A lively hub where they transform into colorful characters. Traditionally set up near the animal pens and big top, this space is packed with props, costume trunks, and all the magic clowns need to bring joy to the audience. It's also where clowns collaborate, share updates on performances, and prepare for the unexpected.

During a show, even when they're not in the ring, clowns stay ready. If something goes wrong mid-performance, the ringmaster calls out, "*Clowns Allez!*"—French for "*Clowns, go!*" That's their cue to rehearsed routine, laughter. The ultimate *and Stripes Forever*" is a clowns must hit the ring audience entertained.



Over time, **Clown Alley** group of clowns, whether local community. Today, fun-loving clubs, bringing parades, social events, building workshops.

The Texas Clown Association is one big **Clown Alley** that embodies everything a great clown community should be. I'm proud to be a member and excited to see our Association thrive, spread joy, and keep the art of clowning alive!

has come to mean any in a circus, carnival, or **Clown Alleys** are like clowns together for charity work, and skill-Many meet each other monthly, either in person or online, to learn, perform, and grow their craft.



Cinde "Boopsie" Sanders

## What's on the TUBE?

Check out some fun clown videos from YouTube. What a great way to learn and improve our clowning.



Check out Silly Billy proving that classic tricks are still fun and entertaining.

<https://www.youtube.com/watch?v=2Xt7sQ7Qrkg>



Check out Magical Matty showing the different between a Real Magician & a Clown Magician

<https://www.youtube.com/watch?v=wtOY3VhII5k>

## SCHOLARSHIP WINNER 2024

### Rudie Da Clown's Big Adventure: Laughs, Learning, and Balloon Twisting at the 2024 TCA Convention in Houston!

#### The Most Clown-tastic, Fun-Filled, Balloon-Popping, Belly-Laughing Event of the Year!

Wow! Just WOW! The 2024 Texas Clown Association Convention was, hands down, the most fun a clown could possibly have without getting arrested for having TOO MUCH FUN! If you weren't there, let me tell you—you missed out on one of the biggest, silliest, most exciting clown gatherings of all time. But don't worry! I'm here to tell you all about it so you can start packing your giant shoes and red nose for 2025!

#### Clowns, Clowns Everywhere!

Have you ever seen a busload of clowns? No? Well, imagine a room FILLED with clowns—big clowns, tiny clowns, silly clowns, and fancy clowns—all hanging out together, learning, laughing, and sharing tricks of the trade. It was like stepping into a magical world where everyone understood why I own five different rainbow-colored wigs. For once, I wasn't the only one with oversized pants and suspenders in the room!

#### Mind-Blowing Classes!

Now, this wasn't just a place to giggle and eat snacks (although I did plenty of that, too). We actually learned stuff! And not just *any* stuff—amazing, hilarious, mind-blowing clown tricks! Here are just a few of the classes I took: juggling, balloon twisting, comedy magic, how to put on a library show, and comedy storytelling. I even learned how to make people laugh so hard they might just blow hot air out of the wrong place!

And let me tell you, learning from the best in the business was like getting a top-secret clown superpower upgrade. One minute, I was making a simple balloon dog, and the next—BAM!—I was twisting up a full-blown balloon T-Rex, ready to stomp across the birthday party jungle!

#### Balloon Jam Was INSANE!

Imagine a room full of clowns, each one twisting, shaping, and inflating balloons like some kind of crazy, colorful factory. It was WILD! I saw balloons turned into hats, animals, flowers, swords—there were even full-blown balloon costumes! If I had tried to count the balloons in that room, I'd still be there counting right now!

And let's not forget the sound! Ever heard **18 balloons** squeaking at the same time? It sounded like a thousand rubber duckies having a dance party at a pond discotheque. Pure noisy, squeaky magic!



### Shopping for Clown Goodies!

Oh boy, the vendors! If a clown needed it, they had it! Wigs? Check. Giant shoes? Check. Props? Check. The perfect red nose that says, "Yes, I am a professional silly person"? **DOUBLE CHECK!** I left with my pockets a little emptier but my clown toolbox A LOT fuller.

### The Food Was... DELICIOUS!

Let's talk about the food. Because WOW. Between the fancy banquet and the Sunday breakfast, I ate like a king—a very goofy, well-fed king in big floppy shoes. Every bite was so good that I seriously considered stuffing some food into my clown bag for later. No, just kidding... but maybe I did!

### Why This Convention Was More Than Just Fun

Okay, okay, I know I'm making it sound like all we did was goof around and eat (which we totally did), but this convention was **SO MUCH MORE**. It wasn't just about laughs—it was about learning how to be a better clown. It was about improving my routines, sharpening my tricks, and building confidence to put on the best shows possible.

And you know what else? It gave me something super important—**credibility**. That's a fancy word that means when people see I've been to events like this, won awards, and learned from the best, they know I take my funny business **seriously!** If you're a clown looking to book more shows, learning from the best and showing off your skills is a big deal.

### Why You NEED to Be at the 2025 TCA Convention!

If you're even *thinking* about going to next year's convention, **STOP THINKING AND START PACKING**. This is the place where clowns level up, meet amazing people, and get inspired to be even funnier, sillier, and more magical.

The 2025 TCA Convention is coming, and I can already tell—it's going to be **SUPER exciting** and **BUSLOADS of FUN!** So grab your suitcase, polish your shoes and nose, and get ready for the most exciting clown adventure of the year—**The 2025 TCA Convention!**

See you there! And if you hear a loud squeak in the distance... that's probably not me. It *might* have been some other clown still twisting balloons and dancing to the "Tooty Ta" kids' song. Just don't sing it too long... it *might* just melt your brain!

**HEHEHEHE! HAHAAHAHAHA!**

**Rudie Da Clown "Your Bilingual, Bicultural Clown"**





# Scholarship 2025!!!

Kathy “Piccolo” Keaton, Education Director

The 2025 Convention is coming fast, so don’t miss the opportunity to win a scholarship to make going easier on the pocketbook. You can download an application from [HERE](#) (or visit the TCA website and go to the FORMS menu). Along with the application, you’ll need to also send:

- A letter of reference from a TCA member who has first-hand knowledge of your clowning abilities & a picture of you in costume & make-up. (Photo will not be returned.)
- Answer the following questions and include:
  - How long have you been clowning?
  - Have you been a TCA Member for at least a year before the application deadline?
  - What clowning venues are you most comfortable clowning and why?
  - What clown skills are you interested in developing?
  - What clown educational programs have you attended in the past two years?
  - Have you received a TCA scholarship in the past two years?
- How will you apply the education you receive as a result of receiving this scholarship?
  - In your community?
  - In your alley?
  - In the Art of Clowning?
- Have you attended a TCA Convention in the past & when?



## SCHOLARSHIP WINNER 2024

### My Experience with Winning a Scholarship to TCA Convention 2024

by Voncille “Dimple” Cox

After I won the scholarship, I looked forward to taking the various classes that they offered, which were great. I encourage anyone to apply for the scholarship .

I had been in TCA for 32 years and had never applied. After going to the classes, I discussed some of the things I had learned with my grandson and he seemed to be more encouraged about going to classes than he had been before. He worked his first gig last October alongside me as I face painted, and he did very well. He made balloon animals.

As I’m writing this, I’m trying to think of the classes that I did attend, but I am packing to move and don’t have access to the information that I had right after the convention last year. I know that anyone who applies for the scholarship will be blessed if they win and go to all the classes possible.



## Working with Volunteers

### Selecting Your Volunteers with Balloons or Beach Balls

by Jeanette “Dusti” Sanders

At events there is always that time when you select a victim (oops) a volunteer to help with the magic trick or whatever you have in mind for your show. One way to chose your volunteer could be by starting out playing another game ending up with your volunteers. I love getting the group involved in a safe way. I like organized chaos.

Blow up however many 10” OR 12” balloons you will need for the volunteers. If you need one, two or three volunteers, that’s the number of balloons you are going to blow up. With summer not far away, you could use a child size beach ball or beach balls.

Chose some upbeat music like the 1960’s *Wipe Out*, *The Bird is the Word* or any song that can get the group excited about the game.

Start the music and toss the balls or balloons into the crowd, to move the balloons around the crowd. Tell them not to let balloons drop and keep them moving. Let the music play a minute or two, while encouraging them to pass it to the next person and not let it drop to the floor (you can think of something.) In a couple of minutes stop the music.

Let the balloons settle into the hands they land in. Invite the person or persons, holding the balloons (or beach ball) to the bring them to you. These will be your volunteers for your magic trick or whatever you have planned next.

As they hand you the ball or balloon tell them “while you are here” you need helpers and they can stay to help out or ask them, will they stay to help you out. Repeat the process if they say no. BUT I HAVE NEVER HAD ANYONE TURN DOWN THE CHANCE TO HELP. It’s fun.

I hope you try this idea and have fun.



# Area Alley Reports

## South East Area Report by Pam "Touche" Blacklock

November 2024 – CCA Elections. The 2025 Board of Directors for Cheerful Clown Alley are as follows.

President: Joe "Blades" Lester  
V Pres.: Randy "Fiddle Sticks" Payne  
Past Pres.: Aldo "Cheerio" Iglehart  
Member At Large: Roberta "Squiggles" Hawes  
Treasurer: Jean "Kit Cat" Pirtle  
Secretary: Dee "Clara Belle" Pimlott  
Gig Coordinator: Eileene "Cha Cha" Grozier  
Membership Director: Abi "Knitwit" Franklin

December 2024 – Reported by Linda "Shotzie" Lester. 41 gigs using 464.2 clown hours. CCA had a membership Potluck dinner. There were games and a White Elephant gift exchange. No meeting.

January 2025 – CCA had their Annual Awards Banquet. It was held at The Olive Garden on the Gulf Freeway. We had 35 attendees. Some of the awards were The Top 10 Giggers; a Clowning from the Heart went to Faith "Rainbow" Stone; Randy "Fiddle Sticks" Payne received the STAR Award and Larry "Hi-Lo" Barber and Judy "Peep" Cornett received awards for their many hours and years as Hospital Boss Clowns. It was called, You Make A Difference!" The last award presented is the most prestigious award for a Cheerful Clown Alley member. That award is The Whispers Award. This year it went to Linda "Shotzie" Lester! It was well earned!

February 2025 – Jean "Kit Cat" Pirtle gave a short program and showed us how she had made a Foam Board Cut Out for Clowns. It had a drawing with a clown hat and the child could just put their face in the hole and put a clown nose on for a photo op.

March 2025 – Our entertainment/presentation for the membership meeting was given by Joann Schroeder of The Greater Houston Puppetry Guild. She showed us some of her ideas for walk-arounds and children's shows. A Puppetry Festival is coming to Houston in September through The Greater Houston Puppetry Guild.

The Cheerful Clown Alley Clown School is coming! It begins on May 10, 2025, and will be on Saturdays from 8:30 a.m. to 3:30 p.m. Graduation will be June 28th. There will be a clown garage sale on May 31st. CCA has been teaching the art of clowning for over 40 years!



## North East Area Report by William "Wee-Bo" Beaty

## DFW Clowns "R" Us Alley Report by Tricia Gregory

Clowns "R" Us - January-March 2025

January - We have many events in December that our alley helps with, and many entertainers are busy that whole month, therefore, we do not attend a clown meeting in December. Since our Alley has no meeting in December, we have our Christmas Party in January! Cinde and her husband, Dal Sanders, had their doors open for us all to have a Chili Party!! Dal cooked delicious chili, we all brought chili fixin's, side dishes, appetizers, and desserts. Yummy!! We had our Officer Installations, awards given, and fun entertainment by Dal Sanders.

### 2025 Clowns "R" Us Officers:

**President** – Cinde Sanders

**Vice President** – Tricia Gregory

**Secretary** – Sterling Beard

**Treasurer** – Debbie Davis

**Sargent at Arms** – Martha Warren

**Past President** – Rudy Rosales

**Board Members:** William Beaty, Willie Thomas, Susan Keys, Tony Winiecki

Our February meeting was held at our regular meeting spot, Georgia Farrow Recreation Center in Irving. Our President, Cinde Sanders was not in attendance. She and her husband, Dal attended the Blackpool Magic Convention in London and traveled Europe for two weeks! Our Clowns "R" Us first group meeting had a great speaker. Matthew Spraggins taught a class on "How to Put a Theme Show Together". He went over how your show starts before you speak, coming up with the theme of the performance, working on music for the show, the main goal of being an entertainer, keeping attention and laughs, running gags, and getting creative with sound effects. Willie and Rudy did an open Mic skit.

March started with the World Clown Association Convention in Dallas, TX, March 3-7. Cinde Sanders and Susan Keys volunteered to teach a class called "Tex/Mex" covering the difference of USA Clowns (Texas clowns) and clown entertainment the Mexico way. They were assisted by Andy and Toty Clown Duo. Our Alley hosted the WCA Hospitality Room on Wednesday night and a good number of clowns enjoyed the cake & cookies, and games that were brought as well. Our Alley performed in skits and won 3rd place!!

At our March meeting, Ray Walsh taught a few designs of balloons for line work. We had five new members at this meeting. Willi & Rudy performed a skit as well.





North East Area Report (continued)

Rosey Nose Alley Report by Shannon Greene

We have had numerous health problems, only been to a few birthday parties, nursing home programs, and church programs. We are starting up again next month.

Memory Makers Alley Report by Heather Shaw & Darris Cross

Heather: We did a fundraiser for the alley on Valentine’s Day. We are invited to do the Dairy Festival parade in June, which is circus themed. We should be meeting soon for our monthly meeting.

Darris: He taught Joeys, Terry Petie how to make balloons: flowers, dogs, & hearts. They had a fundraiser for Valentines. Kim has been taking care of Terry. They recently purchased a trailer that has a long 16 foot bench on both sides. They are also planning on doing another parade, more info coming soon!




NAME: \_\_\_\_\_  
CLOWN NAME \_\_\_\_\_  
ADDRESS \_\_\_\_\_  
CITY,STATE,ZIP \_\_\_\_\_  
AGE (DOB if under 18 as of 9/1/2025 ) \_\_\_\_\_  
PHONE \_\_\_\_\_  
EMAIL \_\_\_\_\_  
TCA# \_\_\_\_\_ (Registrants must be TCA member)  
Please provide any diet restrictions or food allergies-List this on the back of this registration form or email to Nancy Arent -Registration Chair  
  
Is this your first TCA Convention? YES \_\_\_\_ No \_\_\_\_  
Plan to stay at convention hotel? # of nights \_\_\_\_

CONVENTION FEES:  
Registration (see right side of form)  
Extra Banquet Tickets \$ 60.00 ea  
  
T-shirt(s) Circle Size and add price to right  
**Must order and pay before 7/1/2025**  
Short Sleeve (S,M,L-XL) \$ 20.00 \$ \_\_\_\_\_  
Short Sleeve (XXL & larger) \$ 22 .00 \$ \_\_\_\_\_  
  
Total \$ \_\_\_\_\_  
  
ISSUE AND MAIL checks to:  
Cowtown Clowns-TCA 2025 Convention  
c/o Nancy Arent  
3824 Oxley Drive, Richland Hills, TX 76118  
  
To pay electronically, use Zelle and send payment to:  
Nancy Arent@817-680--8510  
**And send this completed registered form marked PAID BY ZELLE and payment date to address above or by email to klown3824@charter.net**

COWTOWN CLOWN ALLEY #135  
Invites you to the  
**Texas Clown Association**  
41st Annual Convention  
SEPT 11-14, 2025 FORT WORTH, TX  
  
All convention registrants must be a current TCA member.  
See the TCA website for a membership application.  
[www.texasclownassociation.com](http://www.texasclownassociation.com)  
  
**REGISTRATION FEES:**  
\$145 till 6/1/2025  
\$165.00 till 8/11/2025  
\$180.00 at the Door  
  
(No checks at the door-cash only) No refunds after 8/1/2025  
Fees include access to all activities, the Vendor Rooms,  
Saturday Banquet (all for one person)  
  
**DAY RATE \$75**  
Day rate does not include Saturday Banquet  
  
Raddison Hotel Fossil Creek/Fort Worth Fossil Creek  
2540 Meacham Blvd  
Fort Worth, TX 76106  
817-625-9911  
**Click this link to reserve your hotel room:**  
<https://www.choicehotels.com/reservations/groups/zy16a8?ratePlanCode=BSJRYX&checkInDate=2025-09-11&checkOutDate=2025-09-14>  
  
**Book your group rate for Texas Clown Association 2025**  
Room Rate: \$119. 00 per night (+ tax) up to 4 people per room  
(includes WIFI) All rooms 1 King or 2 Full  
Breakfast included for 2 people per room.  
Extra Breakfast tickets are \$11.95 ea (Payable to hotel)  
**Or call 817-625-9911 and ask for the Texas Clown Association Block**  
Make your hotel reservation by the deadline 8/11/2025  
to ensure you have a room. Please plan to stay at the convention  
hotel to help TCA meet its room block and save money on the  
convention meeting space.  
**\*\*If you require an ADA room, please call the hotel direct and request that and specify it is for the Texas Clown Associaton Block.**  
  
For **Hotel** Questions? Contact **Patricia Frias 817-714-1682**  
FREE ALL DAY PARKING (24 HOURS)  
  
Watch the TCA Website for more convention information  
as details become available.  
  
Registration Questions ?-Contact **Nancy "Bubbles" Arent**  
**817-680-8510 or klown3824@charter.net**

Download a Convention registration form and find all your Convention information at

<https://texasclownassociation.com/tca-convention>



September 11-14, 2025  
Fort Worth, Texas